



TG/253/1

ORIGINAL: English

DATE: 2009-04-01

**INTERNATIONAL UNION FOR THE PROTECTION OF NEW VARIETIES OF PLANTS**  
GENEVA

<p><b>BIRD CHERRY</b></p> <p>UPOV Code: PRUNU_PAD</p> <p><i>Prunus padus</i> L.</p>
---

\*

**GUIDELINES**  
**FOR THE CONDUCT OF TESTS**  
**FOR DISTINCTNESS, UNIFORMITY AND STABILITY**

Alternative Names: \*

<i>Botanical name</i>	<i>English</i>	<i>French</i>	<i>German</i>	<i>Spanish</i>
<i>Prunus padus</i> L., <i>Padus racemosa</i> (Lam.) C. K. Schneid., <i>Prunus racemosa</i> Lam.	Bird cherry	Merisier à grappes	Traubenkirsche	Cerezo de racimo

The purpose of these guidelines (“Test Guidelines”) is to elaborate the principles contained in the General Introduction (document TG/1/3), and its associated TGP documents, into detailed practical guidance for the harmonized examination of distinctness, uniformity and stability (DUS) and, in particular, to identify appropriate characteristics for the examination of DUS and production of harmonized variety descriptions.

**ASSOCIATED DOCUMENTS**

These Test Guidelines should be read in conjunction with the General Introduction and its associated TGP documents.

\* These names were correct at the time of the introduction of these Test Guidelines but may be revised or updated. [Readers are advised to consult the UPOV Code, which can be found on the UPOV Website ([www.upov.int](http://www.upov.int)), for the latest information.]

<u>TABLE OF CONTENTS</u>	<u>PAGE</u>
1. SUBJECT OF THESE TEST GUIDELINES.....	3
2. MATERIAL REQUIRED .....	3
3. METHOD OF EXAMINATION.....	3
3.1 Number of Growing Cycles .....	3
3.2 Testing Place .....	3
3.3 Conditions for Conducting the Examination.....	3
3.4 Test Design .....	4
3.5 Number of Plants / Parts of Plants to be Examined.....	4
3.6 Additional Tests .....	4
4. ASSESSMENT OF DISTINCTNESS, UNIFORMITY AND STABILITY .....	4
4.1 Distinctness .....	4
4.2 Uniformity.....	5
4.3 Stability .....	5
5. GROUPING OF VARIETIES AND ORGANIZATION OF THE GROWING TRIAL.....	5
6. INTRODUCTION TO THE TABLE OF CHARACTERISTICS .....	6
6.1 Categories of Characteristics.....	6
6.2 States of Expression and Corresponding Notes.....	6
6.3 Types of Expression .....	6
6.4 Example Varieties .....	6
6.5 Legend.....	6
7. TABLE OF CHARACTERISTICS/TABLEAU DES CARACTÈRES/MERKMALSTABELLE/TABLA DE CARACTERES.....	7
8. EXPLANATIONS ON THE TABLE OF CHARACTERISTICS .....	12
8.1 Explanations covering several characteristics .....	12
8.2 Explanations for individual characteristics .....	12
9. LITERATURE .....	16
10. TECHNICAL QUESTIONNAIRE .....	17

## 1. Subject of these Test Guidelines

These Test Guidelines apply to all varieties of *Prunus padus* L. of the family *Rosaceae*. These Test Guidelines may also be useful for the examination of hybrids between *Prunus padus* L. and other species of *Prunus* L.

## 2. Material Required

2.1 The competent authorities decide on the quantity and quality of the plant material required for testing the variety and when and where it is to be delivered. Applicants submitting material from a State other than that in which the testing takes place must ensure that all customs formalities and phytosanitary requirements are complied with.

2.2 The material is to be supplied in the form of three-year-old trees grafted on a rootstock. The rootstock to be used is specified by the competent authority.

2.3 The minimum quantity of plant material, to be supplied by the applicant, should be:

8 trees.

2.4 The plant material supplied should be visibly healthy, not lacking in vigor, nor affected by any important pest or disease.

2.5 The plant material should not have undergone any treatment which would affect the expression of the characteristics of the variety, unless the competent authorities allow or request such treatment. If it has been treated, full details of the treatment must be given.

## 3. Method of Examination

### 3.1 *Number of Growing Cycles*

The minimum duration of tests should normally be two independent growing cycles.

### 3.2 *Testing Place*

Tests are normally conducted at one place. In the case of tests conducted at more than one place, guidance is provided in TGP/9 "Examining Distinctness".

### 3.3 *Conditions for Conducting the Examination*

3.3.1 The tests should be carried out under conditions ensuring satisfactory growth for the expression of the relevant characteristics of the variety and for the conduct of the examination.

3.3.2 The recommended method of observing the characteristic is indicated by the following key in the second column of the Table of Characteristics:

VG: visual assessment by a single observation of a group of plants or parts of plants

MG: single measurement of a group of plants or parts of plants

### 3.4 *Test Design*

3.4.1 Each test should be designed to result in a total of at least 6 trees.

3.4.2 The design of the tests should be such that plants or parts of plants may be removed for measurement or counting without prejudice to the observations which must be made up to the end of the growing cycle.

### 3.5 *Number of Plants / Parts of Plants to be Examined*

Unless otherwise indicated, all observations should be made on 6 plants or parts taken from each of 6 plants.

### 3.6 *Additional Tests*

Additional tests, for examining relevant characteristics, may be established.

## 4. Assessment of Distinctness, Uniformity and Stability

### 4.1 *Distinctness*

#### 4.1.1 General Recommendations

It is of particular importance for users of these Test Guidelines to consult the General Introduction prior to making decisions regarding distinctness. However, the following points are provided for elaboration or emphasis in these Test Guidelines.

#### 4.1.2 Consistent Differences

The differences observed between varieties may be so clear that more than one growing cycle is not necessary. In addition, in some circumstances, the influence of the environment is not such that more than a single growing cycle is required to provide assurance that the differences observed between varieties are sufficiently consistent. One means of ensuring that a difference in a characteristic, observed in a growing trial, is sufficiently consistent is to examine the characteristic in at least two independent growing cycles.

#### 4.1.3 Clear Differences

Determining whether a difference between two varieties is clear depends on many factors, and should consider, in particular, the type of expression of the characteristic being examined, i.e. whether it is expressed in a qualitative, quantitative, or pseudo-qualitative manner. Therefore, it is important that users of these Test Guidelines are familiar with the recommendations contained in the General Introduction prior to making decisions regarding distinctness.

## 4.2 *Uniformity*

4.2.1 It is of particular importance for users of these Test Guidelines to consult the General Introduction prior to making decisions regarding uniformity. However, the following points are provided for elaboration or emphasis in these Test Guidelines:

4.2.2 For the assessment of uniformity, a population standard of 1% and an acceptance probability of at least 95% should be applied. In the case of a sample size of 6 plants, 1 off-type is allowed.

## 4.3 *Stability*

4.3.1 In practice, it is not usual to perform tests of stability that produce results as certain as those of the testing of distinctness and uniformity. However, experience has demonstrated that, for many types of variety, when a variety has been shown to be uniform, it can also be considered to be stable.

4.3.2 Where appropriate, or in cases of doubt, stability may be tested, either by growing a further generation, or by testing a new plant stock to ensure that it exhibits the same characteristics as those shown by the previous material supplied.

## 5. Grouping of Varieties and Organization of the Growing Trial

5.1 The selection of varieties of common knowledge to be grown in the trial with the candidate varieties and the way in which these varieties are divided into groups to facilitate the assessment of distinctness are aided by the use of grouping characteristics.

5.2 Grouping characteristics are those in which the documented states of expression, even where produced at different locations, can be used, either individually or in combination with other such characteristics: (a) to select varieties of common knowledge that can be excluded from the growing trial used for examination of distinctness; and (b) to organize the growing trial so that similar varieties are grouped together.

5.3 The following have been agreed as useful grouping characteristics:

- (a) Tree: growth habit (characteristic 2)
- (b) Tree: shape of crown (characteristic 3)
- (c) Young leaf: color of blade (characteristic 8)
- (d) Leaf blade: variegation on upper side (characteristic 10)
- (e) Leaf blade: color of upper side (excluding variegation) (characteristic 11)
- (f) Petal: color (characteristic 24)

5.4 Guidance for the use of grouping characteristics, in the process of examining distinctness, is provided through the General Introduction.

## 6. Introduction to the Table of Characteristics

### 6.1 *Categories of Characteristics*

#### 6.1.1 Standard Test Guidelines Characteristics

Standard Test Guidelines characteristics are those which are approved by UPOV for examination of DUS and from which members of the Union can select those suitable for their particular circumstances.

#### 6.1.2 Asterisked Characteristics

Asterisked characteristics (denoted by \*) are those included in the Test Guidelines which are important for the international harmonization of variety descriptions and should always be examined for DUS and included in the variety description by all members of the Union, except when the state of expression of a preceding characteristic or regional environmental conditions render this inappropriate.

### 6.2 *States of Expression and Corresponding Notes*

States of expression are given for each characteristic to define the characteristic and to harmonize descriptions. Each state of expression is allocated a corresponding numerical note for ease of recording of data and for the production and exchange of the description.

### 6.3 *Types of Expression*

An explanation of the types of expression of characteristics (qualitative, quantitative and pseudo-qualitative) is provided in the General Introduction.

### 6.4 *Example Varieties*

Where appropriate, example varieties are provided to clarify the states of expression of each characteristic.

### 6.5 *Legend*

(\*) Asterisked characteristic – see Chapter 6.1.2

QL: Qualitative characteristic – see Chapter 6.3

QN: Quantitative characteristic – see Chapter 6.3

PQ: Pseudo-qualitative characteristic – see Chapter 6.3

VG, MG: See Chapter 3.3.2

(a)-(d) See Explanations on the Table of Characteristics in Chapter 8.1

(+) See Explanations on the Table of Characteristics in Chapter 8.2

7. Table of Characteristics/Tableau des caractères/Merkmalstabelle/Tabla de caracteres

English	français	Deutsch	español	Example Varieties Exemples Beispielssorten Variedades ejemplo	Note/ Nota
<b>1. VG Tree: vigor</b> (+)	<b>Arbre : vigueur</b>	<b>Baum: Wuchsstärke</b>	<b>Árbol: vigor</b>		
<b>QN (a)</b> weak	faible	schwach	débil	Nana	3
medium	moyenne	mittel	medio	Colorata	5
strong	forte	stark	fuerte	Albertii, Watereri	7
<b>2. VG Tree: growth habit</b> (* (+)	<b>Arbre : port</b>	<b>Baum: Wuchsform</b>	<b>Árbol: porte</b>		
<b>QN (a)</b> upright	dressé	aufrecht	erguido	Albertii	1
semi-upright	demi-dressé	halbaufrecht	semierguido		2
spreading	divergent	breitwüchsig	extendido	Colorata	3
drooping	retombant	überhängend	colgante	Pendula	4
<b>3. VG Tree: shape of crown</b> (* (+)	<b>Arbre : forme de la couronne</b>	<b>Baum: Form der Krone</b>	<b>Árbol: forma de la copa</b>		
<b>PQ (a)</b> acute	pointue	spitz	aguda	Albertii	1
obtuse	obtuse	stumpf	obtusa		2
rounded	arrondie	abgerundet	redondeada	Nana	3
<b>4. VG Vegetative bud: color</b>	<b>Bourgeon végétatif : couleur</b>	<b>Blattknospe: Farbe</b>	<b>Yema de madera: color</b>		
<b>QL (a)</b> purple brown	brun pourpre	purpurbraun	marrón púrpura	Colorata	1
greenish brown	brun verdâtre	grünlichbraun	marrón verdoso	Watereri	2
<b>5. VG Young shoot: color</b> (*	<b>Jeune rameau : couleur</b>	<b>Jungtrieb: Farbe</b>	<b>Vástago joven: color</b>		
<b>PQ (b)</b> green	vert	grün	verde	Nana	1
purple brown	brun pourpre	purpurbraun	marrón púrpura	Colorata, Rózsaszín Május	2
brown	brun	braun	marrón		3

	English	français	Deutsch	español	Example Varieties Exemples Beispielssorten Variedades ejemplo	Note/ Nota
<b>6. VG</b>	<b>One-year-old shoot: thickness</b>	<b>Rameau d'un an : épaisseur</b>	<b>Einjähriger Trieb: Dicke</b>	<b>Vástago de un año: grosor</b>		
<b>QN (a)</b>	thin	fin	dünn	delgado		3
	medium	moyen	mittel	medio	Colorata	5
	thick	épais	dick	grueso	Nana	7
<b>7. VG</b>	<b>One-year-old shoot: length</b>	<b>Rameau d'un an : longueur</b>	<b>Einjähriger Trieb: Länge</b>	<b>Vástago de un año: longitud</b>		
<b>QN (a)</b>	short	court	kurz	corto		3
	medium	moyen	mittel	medio		5
	long	long	lang	largo		7
<b>8. VG (*)</b>	<b>Young leaf: color of blade</b>	<b>Feuille jeune : couleur du limbe</b>	<b>Junges Blatt: Farbe der Spreite</b>	<b>Hoja joven: color del limbo</b>		
<b>PQ (b)</b>	yellow	jaune	gelb	amarillo	Aurea	1
	green	verte	grün	verde	Albertii	2
	bronze green	vert bronze	bronzegrün	verde marrón	Watereri	3
	brown red	rouge-brun	braunrot	marrón rojizo	Colorata	4
<b>9. VG (+)</b>	<b>Leaf blade: shape</b>	<b>Limbe : forme</b>	<b>Blattspreite: Form</b>	<b>Limbo: forma</b>		
<b>PQ (c)</b>	ovate	ovale	eiförmig	ovado	Albertii	1
	elliptic	elliptique	elliptisch	elíptico	Colorata	2
	obovate	obovale	verkehrt eiförmig	obovado		3
<b>10. VG (*)</b>	<b>Leaf blade: variegation on upper side</b>	<b>Limbe : panachure sur la face supérieure</b>	<b>Blattspreite: Panaschierung an der Oberseite</b>	<b>Limbo: variegación del haz</b>		
<b>QL (c)</b>	absent	absente	fehlend	ausente	Watereri	1
	present	présente	vorhanden	presente	Aucubifolia	9



	English	français	Deutsch	español	Example Varieties Exemples Beispielssorten Variedades ejemplo	Note/ Nota
<b>11. VG</b>	<b>Leaf blade: color of upper side (excluding variegation)</b>	<b>Limbe : couleur de la face supérieure (à l'exclusion de la panachure)</b>	<b>Blattspreite: Farbe der Oberseite (ohne Panaschierung)</b>	<b>Limbo: color del haz (excluida la variegación)</b>		
<b>(*)</b>						
<b>(+)</b>						
<b>PQ</b>	<b>(c)</b> green	vert	grün	verde	Albertii	1
	red purple	violacé	rotpurpurn	púrpura rojo		2
	purple	pourpre	purpurn	púrpura		3
	brownish	brunâtre	bräunlich	amarronado	Rózsaszín Május	4
<b>12. VG</b>	<b>Leaf blade: color of variegation on upper side</b>	<b>Limbe : couleur de la panachure de la face supérieure</b>	<b>Blattspreite: Farbe der Panaschierung der Oberseite</b>	<b>Limbo: color de la variegación del haz</b>		
<b>PQ</b>	<b>(c)</b> white	blanche	weiß	blanco		1
	yellow	jaune	gelb	amarillo	Aucubifolia	2
	purple	pourpre	purpurn	púrpura		3
<b>13. VG</b>	<b>Leaf blade: distribution of variegation on upper side</b>	<b>Limbe : répartition de la panachure de la face supérieure</b>	<b>Blattspreite: Verteilung der Panaschierung der Oberseite</b>	<b>Limbo: distribución de la variegación del haz</b>		
<b>(+)</b>						
<b>PQ</b>	<b>(c)</b> marginal	marginale	am Rand	borde		1
	speckled	tachetée	gefleckt	moteado	Aucubifolia	2
	central zone	zone centrale	Mittelzone	parte central		3
<b>14. VG</b>	<b>Leaf blade: glossiness of upper side</b>	<b>Limbe : brillance de la face supérieure</b>	<b>Blattspreite: Glanz der Oberseite</b>	<b>Limbo: brillo del haz</b>		
<b>QN</b>	<b>(c)</b> absent or weak	nulle ou faible	fehlend oder gering	ausente o débil		1
	medium	moyenne	mittel	medio		2
	strong	forte	stark	fuerte		3
<b>15. VG</b>	<b>Leaf blade: color of lower side</b>	<b>Limbe : couleur de la face inférieure</b>	<b>Blattspreite: Farbe der Unterseite</b>	<b>Limbo: color del envés</b>		
<b>(*)</b>						
<b>PQ</b>	<b>(c)</b> green	verte	grün	verde	Albertii	1
	purple red	rouge-pourpre	purpurrot	rojo púrpura	Rózsaszín Május	2
	silvery red	rouge argenté	silbrigrot	rojo plateado	Colorata	3

English	français	Deutsch	español	Example Varieties Exemples Beispielssorten Variedades ejemplo	Note/ Nota
<b>16. VG</b>	<b>Petiole: stipules</b>	<b>Pétiole : stipules</b>	<b>Blattstiel: Nebenblätter</b>	<b>Pecíolo: estípulas</b>	
<b>QL (c)</b>	absent	absentes	fehlend	ausentes	1
	present	présentes	vorhanden	presentes	Albertii 9
<b>17. VG</b>	<b>Inflorescence: attitude</b>	<b>Inflorescence : port</b>	<b>Blütenstand: Haltung</b>	<b>Inflorescencia: porte</b>	
(+)					
<b>QN (d)</b>	upwards	dressé	aufwärts gerichtet	hacia arriba	Stricta 1
	outwards	perpendiculaire	abstehend	hacia fuera	2
	downwards	retombant	abwärts gerichtet	hacia abajo	Watereri 3
<b>18. VG</b>	<b>Inflorescence: length (excluding peduncle)</b>	<b>Inflorescence : longueur (à l'exclusion du pédoncule)</b>	<b>Blütenstand: Länge (ohne Blüten- standsstiel)</b>	<b>Inflorescencia: longitud (excluido el pedúnculo)</b>	
(+)					
<b>QN (d)</b>	short	courte	kurz	corta	3
	medium	moyenne	mittel	media	Colorata 5
	long	longue	lang	larga	Watereri 7
<b>19. VG</b>	<b>Inflorescence: density of florets</b>	<b>Inflorescence : densité des fleurs</b>	<b>Blütenstand: Dichte der Blüten</b>	<b>Inflorescencia: densidad de las flores</b>	
<b>QN (d)</b>	sparse	faible	locker	escasa	3
	medium	moyenne	mittel	media	5
	dense	dense	dicht	densa	Nana 7
<b>20. VG</b>	<b>Flower bud: color</b>	<b>Bouton : couleur</b>	<b>Blütenknospe: Farbe</b>	<b>Botón floral: color</b>	
(+)					
<b>PQ</b>	white	blanc	weiß	blanco	1
	green yellow	jaune vert	grüngelb	amarillo verde	Albertii 2
	pink	rose	rosa	rosa	Colorata 3

English	français	Deutsch	español	Example Varieties Exemples Beispielssorten Variedades ejemplo	Note/ Nota
<b>21. VG Flower: type</b> (* (+)	<b>Fleur : type</b>	<b>Blüte: Typ</b>	<b>Flor: tipo</b>		
<b>QN (d)</b> single	simple	einfach	sencilla	Albertii	1
semi double	semi-double	halbgefüllt	semidoble	Plena	2
double	double	gefüllt	doble		3
<b>22. VG Flower: diameter</b>	<b>Fleur : diamètre</b>	<b>Blüte: Durchmesser</b>	<b>Flor: diámetro</b>		
<b>QN (d)</b> small	petit	klein	pequeño		3
medium	moyen	mittel	medio		5
large	grand	groß	grande	Watereri	7
<b>23. VG Flower: fragrance</b>	<b>Fleur : parfum</b>	<b>Blüte: Duft</b>	<b>Flor: fragancia</b>		
<b>QN (d)</b> absent or very weak	absent ou très faible	fehlend oder sehr schwach	ausente o muy débil		1
weak	faible	schwach	débil		2
strong	fort	stark	fuerte	Rózsaszín Május	3
<b>24. VG Petal: color</b> (* (+)	<b>Pétale : couleur</b>	<b>Blütenblatt: Farbe</b>	<b>Pétalo: color</b>		
<b>PQ (d)</b> white	blanc	weiß	blanco	Albertii, Watereri	1
light pink	rose pâle	hellrosa	rosa claro		2
medium pink	rose moyen	mittelrosa	rosa medio	Rózsaszín Május	3
dark pink	rose foncé	dunkelrosa	rosa oscuro	Colorata	4
<b>25. MG Time of flowering</b> (* (+)	<b>Époque de floraison</b>	<b>Zeitpunkt der Blüte</b>	<b>Época de floración</b>		
<b>QN</b> early	précoce	früh	temprana	Rózsaszín Május	3
medium	moyenne	mittel	media		5
late	tardive	spät	tardía	Nana	7

## 8. Explanations on the Table of Characteristics

### 8.1 *Explanations covering several characteristics*

Characteristics containing the following key in the second column of the Table of Characteristics should be examined as indicated below:

- (a) Tree/One-year-old shoot: Observations on the tree and the one year-old shoot should be made during the dormant season. Observations on the one year-old shoot should be made on the middle third of the shoot.
- (b) Shoot and young leaf: Observations should be made on the young shoot and leaves.
- (c) Leaf: Observations on the leaf should be made in summer on fully developed leaves from the middle third of a current season's shoot.
- (d) Inflorescence and flower: Observations should be made on fully developed flowers at full flowering.

### 8.2 *Explanations for individual characteristics*

#### Ad. 1: Tree: vigor

The vigor is observed as the overall abundance of vegetative growth.

#### Ad. 2: Tree: growth habit



1  
upright



2  
semi-upright




3  
spreading

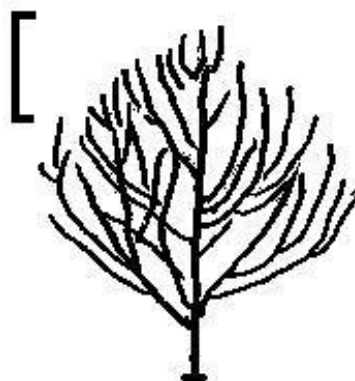


4  
drooping

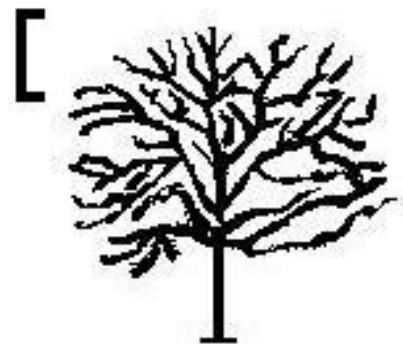
#### Ad. 3: Tree: shape of crown



1  
acute




2  
obtuse



3  
rounded

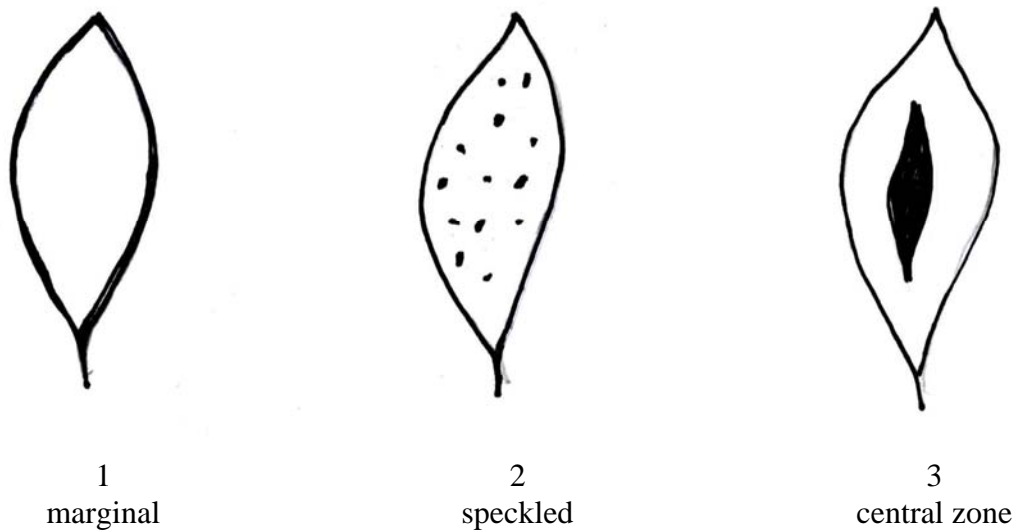
Ad. 9: Leaf blade: shape



Ad. 11: Leaf blade: color of upper side (excluding variegation)

Variegation is well-defined areas of different color, with less or no chlorophyll, especially as irregular patches or stripes.


Ad. 13: Leaf blade: distribution of variegation on upper side



Ad. 17: Inflorescence: attitude

The general attitude of the lateral inflorescences should be observed.

Ad. 18: Inflorescence: length (excluding peduncle)




The length of the lateral inflorescence should be observed.


Ad. 20: Flower bud: color

Observations should be made on flower buds just before opening.

Ad. 21: Flower: type



1  
single  
(5 petals)



2  
semi double  
(2 or 3 circles of petals:  
maximum of 15 petals)



3  
double  
(more than 3 circles of petals)

Ad. 25: Time of flowering

The time of flowering is when 50% of the flowers are fully open.

## 9. Literature

Krüssmann, G., 1978: Handbuch der Laubgehölze. Berlin, DE, Bd. III, pp. 38.

Uusitalo, M., 2004: European bird cherry (*Prunus padus* L.) a biodiverse wild plant for horticulture. MTT Agrifood Research Finland, Jokioinen, FI.

([www.mtt.fi/met/pdf/met\\_61.pdf](http://www.mtt.fi/met/pdf/met_61.pdf))



10. Technical Questionnaire

TECHNICAL QUESTIONNAIRE	Page {x} of {y}	Reference Number:
		Application date: (not to be filled in by the applicant)
<b>TECHNICAL QUESTIONNAIRE</b> to be completed in connection with an application for plant breeders' rights		
1. Subject of the Technical Questionnaire		
1.1 Botanical name	<input type="text" value="Prunus padus L."/>	
1.2 Common name	<input type="text" value="Bird Cherry"/>	
2. Applicant		
Name	<input type="text"/>	
Address	<input type="text"/>	
Telephone No.	<input type="text"/>	
Fax No.	<input type="text"/>	
E-mail address	<input type="text"/>	
Breeder (if different from applicant)	<input type="text"/>	
3. Proposed denomination and breeder's reference		
Proposed denomination (if available)	<input type="text"/>	
Breeder's reference	<input type="text"/>	

TECHNICAL QUESTIONNAIRE	Page {x} of {y}	Reference Number:
-------------------------	-----------------	-------------------

#4. Information on the breeding scheme and propagation of the variety

4.1 Breeding scheme

Variety resulting from:

4.1.1 Crossing

- (a) controlled cross  [ ]  
(please state parent varieties)
- (b) partially known cross  [ ]  
(please state known parent variety(ies))
- (c) unknown cross  [ ]

4.1.2 Mutation  [ ]  
(please state parent variety)

4.1.3 Discovery and development  [ ]  
(please state where and when discovered and how developed)

4.1.4 Other  [ ]  
(please provide details)

4.2 Method of propagating the variety

4.2.1 Vegetative propagation

- (a) cuttings  [ ]
- (b) *in vitro* propagation  [ ]
- (c) other (state method)  [ ]

4.2.2 Other  [ ]  
(please provide details)

---

# Authorities may allow certain of this information to be provided in a confidential section of the Technical Questionnaire.

TECHNICAL QUESTIONNAIRE	Page {x} of {y}	Reference Number:
-------------------------	-----------------	-------------------

5. Characteristics of the variety to be indicated (the number in brackets refers to the corresponding characteristic in Test Guidelines; please mark the note which best corresponds).

	Characteristics	Example Varieties	Note
<b>5.1</b>	<b>Tree: growth habit</b>		
(2)			
	upright	Albertii	1[ ]
	semi-upright		2[ ]
	spreading	Colorata	3[ ]
	drooping	Pendula	4[ ]
<b>5.2</b>	<b>Tree: shape of crown</b>		
(3)			
	acute	Albertii	1[ ]
	obtuse		2[ ]
	rounded	Nana	3[ ]
<b>5.3</b>	<b>Young leaf: color of blade</b>		
(8)			
	yellow	Aurea	1[ ]
	green	Albertii	2[ ]
	bronze green	Watereri	3[ ]
	brown red	Colorata	4[ ]
<b>5.4</b>	<b>Leaf blade: variegation on upper side</b>		
(10)			
	absent	Watereri	1[ ]
	present	Aucubifolia	9[ ]

TECHNICAL QUESTIONNAIRE		Page {x} of {y}	Reference Number:
Characteristics		Example Varieties	Note
<b>5.5</b>	<b>Leaf blade: color of upper side (excluding variegation)</b>		
<b>(11)</b>			
	green	Albertii	1[ ]
	red purple		2[ ]
	purple		3[ ]
	brownish	Rózsaszín Május	4[ ]
<b>5.6</b>	<b>Flower: type</b>		
<b>(21)</b>			
	single	Albertii	1[ ]
	semi double	Plena	2[ ]
	double		3[ ]
<b>5.7</b>	<b>Petal: color</b>		
<b>(24)</b>			
	white	Albertii, Watereri	1[ ]
	light pink		2[ ]
	medium pink	Rózsaszín Május	3[ ]
	dark pink	Colorata	4[ ]

TECHNICAL QUESTIONNAIRE	Page {x} of {y}	Reference Number:
-------------------------	-----------------	-------------------

6. Similar varieties and differences from these varieties

*Please use the following table and box for comments to provide information on how your candidate variety differs from the variety (or varieties) which, to the best of your knowledge, is (or are) most similar. This information may help the examination authority to conduct its examination of distinctness in a more efficient way.*

Denomination(s) of variety(ies) similar to your candidate variety	Characteristic(s) in which your candidate variety differs from the similar variety(ies)	Describe the expression of the characteristic(s) for the <b>similar</b> variety(ies)	Describe the expression of the characteristic(s) for <b>your</b> candidate variety
<i>Example</i>	<i>Petal: color</i>	<i>white</i>	<i>light pink</i>

Comments:

TECHNICAL QUESTIONNAIRE	Page {x} of {y}	Reference Number:
-------------------------	-----------------	-------------------

#7. Additional information which may help in the examination of the variety

7.1 In addition to the information provided in sections 5 and 6, are there any additional characteristics which may help to distinguish the variety?

Yes [ ] No [ ]

(If yes, please provide details)

7.2 Are there any special conditions for growing the variety or conducting the examination?

Yes [ ] No [ ]

(If yes, please provide details)

7.3 Other information

A representative color photograph of the variety should accompany the Technical Questionnaire.

8. Authorization for release

(a) Does the variety require prior authorization for release under legislation concerning the protection of the environment, human and animal health?

Yes [ ] No [ ]

(b) Has such authorization been obtained?

Yes [ ] No [ ]

If the answer to (b) is yes, please attach a copy of the authorization.

---

# Authorities may allow certain of this information to be provided in a confidential section of the Technical Questionnaire.

TECHNICAL QUESTIONNAIRE	Page {x} of {y}	Reference Number:
-------------------------	-----------------	-------------------

9. Information on plant material to be examined or submitted for examination.

9.1 The expression of a characteristic or several characteristics of a variety may be affected by factors, such as pests and disease, chemical treatment (e.g. growth retardants or pesticides), effects of tissue culture, different rootstocks, scions taken from different growth phases of a tree, etc.

9.2 The plant material should not have undergone any treatment which would affect the expression of the characteristics of the variety, unless the competent authorities allow or request such treatment. If the plant material has undergone such treatment, full details of the treatment must be given. In this respect, please indicate below, to the best of your knowledge, if the plant material to be examined has been subjected to:

- |   |         |        |
|---|---------|--------|
| (a) Microorganisms (e.g. virus, bacteria, phytoplasma)    | Yes [ ] | No [ ] |
| (b) Chemical treatment (e.g. growth retardant, pesticide) | Yes [ ] | No [ ] |
| (c) Tissue culture  | Yes [ ] | No [ ] |
| (d) Other factors   | Yes [ ] | No [ ] |

Please provide details for where you have indicated "yes".

.....

10. I hereby declare that, to the best of my knowledge, the information provided in this form is correct:

Applicant's name

Signature

Date

[End of document]