



These Test Guidelines have been superseded by a later version. The latest adopted version of Test Guidelines can be found at http://www.upov.int/test_guidelines/en/list.jsp

This publication has been scanned from a paper copy and may have some discrepancies from the original document.

Ces principes directeurs d'examen ont été remplacés par une version ultérieure. La version adoptée la plus récente des principes directeurs d'examen figure à l'adresse suivante : http://www.upov.int/test_guidelines/fr/list.jsp

Cette publication a été numérisée à partir d'une copie papier et peut contenir des différences avec le document original.

Diese Prüfungsrichtlinien wurden durch eine neuere Fassung ersetzt. Die neueste angenommene Fassung von Prüfungsrichtlinien ist unter http://www.upov.int/test_guidelines/en/list.jsp zu finden.

Diese Veröffentlichung wurde von einer Papierkopie gescannt und könnte Abweichungen von der originalen Veröffentlichung aufweisen.

Las presentes directrices de examen han sido reemplazadas por una versión posterior. La versión de las directrices de examen de más reciente aprobación está disponible en http://www.upov.int/test_guidelines/es/list.jsp.

Este documento ha sido escaneado a partir de una copia en papel y puede que existan divergencias en relación con el documento original.



TG/155/4

ORIGINAL: English

DATE: 2007-03-28

INTERNATIONAL UNION FOR THE PROTECTION OF NEW VARIETIES OF PLANTS
GENEVA

<p>PUMPKIN</p> <p>UPOV Code: CUCUR_MAX</p> <p><i>Cucurbita maxima</i> Duch.</p>
--

GUIDELINES
FOR THE CONDUCT OF TESTS
FOR DISTINCTNESS, UNIFORMITY AND STABILITY

Alternative Names: *

<i>Botanical name</i>	<i>English</i>	<i>French</i>	<i>German</i>	<i>Spanish</i>
<i>Cucurbita maxima</i> Duch.	Pumpkin	Giraumon, Potiron	Riesenkürbis	Calabaza, Zapallo

The purpose of these guidelines (“Test Guidelines”) is to elaborate the principles contained in the General Introduction (document TG/1/3), and its associated TGP documents, into detailed practical guidance for the harmonized examination of distinctness, uniformity and stability (DUS) and, in particular, to identify appropriate characteristics for the examination of DUS and production of harmonized variety descriptions.

ASSOCIATED DOCUMENTS

These Test Guidelines should be read in conjunction with the General Introduction and its associated TGP documents.

OTHER ASSOCIATED UPOV DOCUMENTS

TG/234: *Cucurbita Moschata* / *Cucurbita pepo* L. / Butternut, Butternut Squash, Cheese Pumpkin, China Squash, Cushaw, Golden Cushaw, Musky Gourd, Pumpkin, Winter Crookneck Squash / Citrouille, Courge musquée, Courge noix de beurre / Bisamkürbis, Moschuskürbis / Ayote, Calabaza de Castilla, Calabaza moscada, Calabaza pellejo, Chicamita, Lacayote, Sequaloa, Zapallo

TG/119: *Cucurbita pepo* L. / Vegetable Marrow, Squash / Courgette / Gartenkürbis, Zucchini / Calabacín

* These names were correct at the time of the introduction of these Test Guidelines but may be revised or updated. [Readers are advised to consult the UPOV Code, which can be found on the UPOV Website (www.upov.int), for the latest information.]

TABLE OF CONTENTS

page

1. SUBJECT OF THESE TEST GUIDELINES.....	3
2. MATERIAL REQUIRED	3
3. METHOD OF EXAMINATION.....	3
3.1 Number of Growing Cycles	3
3.2 Testing Place	3
3.3 Conditions for Conducting the Examination.....	3
3.4 Test Design	4
3.5 Number of Plants / Parts of Plants to be Examined.....	4
3.6 Additional Tests	4
4. ASSESSMENT OF DISTINCTNESS, UNIFORMITY AND STABILITY.....	4
4.1 Distinctness	4
4.2 Uniformity.....	5
4.3 Stability	5
5. GROUPING OF VARIETIES AND ORGANIZATION OF THE GROWING TRIAL	5
6. INTRODUCTION TO THE TABLE OF CHARACTERISTICS	6
6.1 Categories of Characteristics.....	6
6.2 States of Expression and Corresponding Notes.....	6
6.3 Types of Expression	6
6.4 Example Varieties	6
6.5 Legend.....	7
7. TABLE OF CHARACTERISTICS/TABLEAU DES CARACTERES/MERKMALSTABELLE/TABLA DE CARACTERES.....	8
8. EXPLANATIONS ON THE TABLE OF CHARACTERISTICS	17
8.1 Explanations covering several characteristics	17
8.2 Explanations for individual characteristics	17
8.3 Synonyms of example varieties.....	19
9. LITERATURE	20
10. TECHNICAL QUESTIONNAIRE.....	21

1. Subject of these Test Guidelines

These Test Guidelines apply to all varieties of *Cucurbita maxima* Duch.

2. Material Required

2.1 The competent authorities decide on the quantity and quality of the plant material required for testing the variety and when and where it is to be delivered. Applicants submitting material from a State other than that in which the testing takes place must ensure that all customs formalities and phytosanitary requirements are complied with.

2.2 The material is to be supplied in the form of seed.

2.3 The minimum quantity of plant material, to be supplied by the applicant, should be:

200 g or 1,500 seeds.

The seed should meet the minimum requirements for germination, species and analytical purity, health and moisture content, specified by the competent authority. In cases where the seed is to be stored, the germination capacity should be as high as possible and should be stated by the applicant.

2.4 The plant material supplied should be visibly healthy, not lacking in vigor, nor affected by any important pest or disease.

2.5 The plant material should not have undergone any treatment which would affect the expression of the characteristics of the variety, unless the competent authorities allow or request such treatment. If it has been treated, full details of the treatment must be given.

3. Method of Examination

3.1 *Number of Growing Cycles*

The minimum duration of tests should normally be two independent growing cycles.

3.2 *Testing Place*

Tests are normally conducted at one place. In the case of tests conducted at more than one place, guidance is provided in TGP/9 "Examining Distinctness".

3.3 *Conditions for Conducting the Examination*

3.3.1 The tests should be carried out under conditions ensuring satisfactory growth for the expression of the relevant characteristics of the variety and for the conduct of the examination.

3.3.2 The recommended method of observing the characteristic is indicated by the following key in the second column of the Table of Characteristics:

- MG: single measurement of a group of plants or parts of plants
- MS: measurement of a number of individual plants or parts of plants
- VG: visual assessment by a single observation of a group of plants or parts of plants
- VS: visual assessment by observation of individual plants or parts of plants.

3.4 *Test Design*

3.4.1 Each test should be designed to result in a total of at least 20 plants, which should be divided between two or more replicates.

3.4.2 The design of the tests should be such that plants or parts of plants may be removed for measurement or counting without prejudice to the observations which must be made up to the end of the growing cycle.

3.5 *Number of Plants / Parts of Plants to be Examined*

Unless otherwise indicated, all observations on single plants should be made on 10 plants or parts taken from each of 10 plants and any other observations made on all plants in the test.

3.6 *Additional Tests*

Additional tests, for examining relevant characteristics, may be established.

4. Assessment of Distinctness, Uniformity and Stability

4.1 *Distinctness*

4.1.1 General Recommendations

It is of particular importance for users of these Test Guidelines to consult the General Introduction prior to making decisions regarding distinctness. However, the following points are provided for elaboration or emphasis in these Test Guidelines.

4.1.2 Consistent Differences

The differences observed between varieties may be so clear that more than one growing cycle is not necessary. In addition, in some circumstances, the influence of the environment is not such that more than a single growing cycle is required to provide assurance that the differences observed between varieties are sufficiently consistent. One means of ensuring that a difference in a characteristic, observed in a growing trial, is sufficiently consistent is to examine the characteristic in at least two independent growing cycles.

4.1.3 Clear Differences

Determining whether a difference between two varieties is clear depends on many factors, and should consider, in particular, the type of expression of the characteristic being examined, i.e. whether it is expressed in a qualitative, quantitative, or pseudo-qualitative manner. Therefore, it is important that users of these Test Guidelines are familiar with the recommendations contained in the General Introduction prior to making decisions regarding distinctness.

4.2 *Uniformity*

4.2.1 It is of particular importance for users of these Test Guidelines to consult the General Introduction prior to making decisions regarding uniformity. However, the following points are provided for elaboration or emphasis in these Test Guidelines:

4.2.2 Cross-pollinated varieties

The assessment of uniformity for cross-pollinated varieties should be according to the recommendations for cross-pollinated varieties in the General Introduction.

4.2.3 Hybrid varieties, inbred lines

For the assessment of uniformity of hybrid varieties and inbred lines, a population standard of 1 % and an acceptance probability of at least 95 % should be applied. In the case of a sample size of 20 plants, 1 off-type is allowed.

4.3 *Stability*

4.3.1 In practice, it is not usual to perform tests of stability that produce results as certain as those of the testing of distinctness and uniformity. However, experience has demonstrated that, for many types of variety, when a variety has been shown to be uniform, it can also be considered to be stable.

4.3.2 Where appropriate, or in cases of doubt, stability may be tested, either by growing a further generation, or by testing a new seed stock to ensure that it exhibits the same characteristics as those shown by the previous material supplied.

5. Grouping of Varieties and Organization of the Growing Trial

5.1 The selection of varieties of common knowledge to be grown in the trial with the candidate varieties and the way in which these varieties are divided into groups to facilitate the assessment of distinctness are aided by the use of grouping characteristics.

5.2 Grouping characteristics are those in which the documented states of expression, even where produced at different locations, can be used, either individually or in combination with other such characteristics: (a) to select varieties of common knowledge that can be excluded from the growing trial used for examination of distinctness; and (b) to organize the growing trial so that similar varieties are grouped together.

5.3 The following have been agreed as useful grouping characteristics:

- (a) Plant: length of main stem (characteristic 2)
- (b) Fruit: length (characteristic 12)
- (c) Fruit: diameter (characteristic 13)
- (d) Fruit: shape in longitudinal section (characteristic 15)
- (e) Fruit: profile at blossom end (flower scar included) (characteristic 18)
- (f) Fruit: number of colors of skin (characteristic 22)
- (g) Fruit: main color of skin (characteristic 23)

5.4 Guidance for the use of grouping characteristics, in the process of examining distinctness, is provided through the General Introduction.

6. Introduction to the Table of Characteristics

6.1 *Categories of Characteristics*

6.1.1 Standard Test Guidelines Characteristics

Standard Test Guidelines characteristics are those which are approved by UPOV for examination of DUS and from which members of the Union can select those suitable for their particular circumstances.

6.1.2 Asterisked Characteristics

Asterisked characteristics (denoted by *) are those included in the Test Guidelines which are important for the international harmonization of variety descriptions and should always be examined for DUS and included in the variety description by all members of the Union, except when the state of expression of a preceding characteristic or regional environmental conditions render this inappropriate.

6.2 *States of Expression and Corresponding Notes*

States of expression are given for each characteristic to define the characteristic and to harmonize descriptions. Each state of expression is allocated a corresponding numerical note for ease of recording of data and for the production and exchange of the description.

6.3 *Types of Expression*

An explanation of the types of expression of characteristics (qualitative, quantitative and pseudo-qualitative) is provided in the General Introduction.

6.4 *Example Varieties*

Where appropriate, example varieties are provided to clarify the states of expression of each characteristic. A table of synonyms of example varieties is provided in Chapter 8.3.

6.5 *Legend*

(*) Asterisked characteristic – see Chapter 6.1.2

QL: Qualitative characteristic – see Chapter 6.3

QN: Quantitative characteristic – see Chapter 6.3

PQ: Pseudo-qualitative characteristic – see Chapter 6.3

MG, MS, VG, VS: See Chapter 3.3.2

(a)-(b) See Explanations on the Table of Characteristics in Chapter 8.1

(+) See Explanations on the Table of Characteristics in Chapter 8.2

7. Table of Characteristics/Tableau des caractères/Merkmalstabelle/Tabla de caracteres

	English	français	Deutsch	español	Example Varieties/ Exemples/ Beispielssorten/ Variedades ejemplo	Note/ Nota
1. VG	Seedling: shape of cotyledons	Plantule: forme des cotylédons	Jungpflanze: Form der Keimblätter	Plántula: forma del cotiledón		
PQ	medium elliptic	elliptique moyen	mittel elliptisch	elíptica media	Uchiki Kuri	1
	broad elliptic	elliptique large	breit elliptisch	elíptica ancha	Bush Prince, Jaune Gros de Paris	2
	obovate	obovale	verkehrt eiförmig	oboval	Big Max, Pacifica	3
2. VG (*)	Plant: length of main stem	Plante: longueur de la tige principale	Pflanze: Länge des Haupttriebs	Planta: longitud del tallo principal		
QN (a)	very short	très courte	sehr kurz	muy corta	Golden Nugget	1
	short	courte	kurz	corta	Sweet Mama	3
	medium	moyenne	mittel	media		5
	long	longue	lang	larga	Jaune Gros de Paris	7
	very long	très longue	sehr lang	muy larga	Green Hubbard	9
3. VG	Leaf blade: size	Limbe: taille	Blattspreite: Größe	Limbo: tamaño		
QN (a)	very small	très petite	sehr klein	muy pequeño	Earli Dri-Crown, Royal Crown	1
	small	petite	klein	pequeño	Baby Blue, Bush Grey, Star 7025,	3
	medium	moyenne	mittel	medio	Delica, Marlborough Grey	5
	large	grande	groß	grande	Jaune Gros de Paris, Star 7020, Star 7024	7
	very large	très grande	sehr groß	muy grande		9
4. VG (+)	Leaf blade: margin	Limbe: bord	Blattspreite: Rand	Limbo: margen		
QN (a)	entire or very weakly incised	entier ou très faiblement incisé	ganzrandig oder sehr gering eingeschnitten	entero o con incisiones muy leves	Platt White Boer	1
	weakly incised	faiblement incisé	gering eingeschnitten	con incisiones leves		2
	moderately incised	modérément incisé	mäßig eingeschnitten	con incisiones moderadas		3

	English	français	Deutsch	español	Example Varieties/ Exemples/ Beispielssorten/ Variedades ejemplo	Note/ Nota	
5. (*)	VG	Leaf blade: intensity of green color of upper side	Limbe: intensité de la couleur verte de la face supérieure	Blattspreite: Intensität der Grünfärbung der Oberseite	Limbo: intensidad del color verde del haz		
QN	(a)	light	clair	hell	clara	Elza	3
		medium	moyenne	mittel	media	Delica, Jamboree, Royal Crown	5
		dark	foncée	dunkel	oscura	Japan Cup, Star 7020	7
6.	VG	Petiole: length	Pétiolle: longueur	Blattstiel: Länge	Peciole: longitud		
QN	(a)	short	court	kurz	corta	Crown Prince, Doux d'Okkaïdo, Earli-Dri Crown	3
		medium	moyen	mittel	media	Bush Prince, Sweet Mama	5
		long	long	lang	larga	Star 7020, Uchiki Kuri	7
7.	VG	Petiole: diameter (at base)	Pétiolle: diamètre (à la base)	Blattstiel: Durchmesser (an der Basis)	Peciole: diámetro (en la base)		
QN	(a)	small	petit	klein	pequeño	Crown Prince, Maxi Prince, Uchiki Kuri	3
		medium	moyen	mittel	medio	Bush Prince, Delica	5
		large	grand	groß	grande	Gladiator, Star 7020	7
8.	VG	Female flower: length of sepal	Fleur femelle: longueur du sépale	Weibliche Blüte: Länge des Kelchblattes	Flor femenina: longitud del sépalo		
QN		short	court	kurz	corta	Uchiki Kuri	3
		medium	moyen	mittel	media	Jaune Gros de Paris, Pacifica	5
		long	long	lang	larga	Crown Prince, Elza	7

	English	français	Deutsch	español	Example Varieties/ Exemples/ Beispielssorten/ Variedades ejemplo	Note/ Nota
9. VG	Male flower: length of sepal	Fleur mâle: longueur du sépale	Männliche Blüte: Länge des Kelchblattes	Flor masculina: longitud del sépalo		
QN	short	courte	kurz	corta	Delica, Turks Turban	3
	medium	moyenne	mittel	media	Hubbard Blue	5
	long	longue	lang	larga	Big Moon	7
10. VG	Peduncle: length	Pédoncule: longueur	Blütenstiel: Länge	Pedúnculo: longitud		
QN (b)	short	court	kurz	corta		3
	medium	moyen	mittel	media		5
	long	long	lang	larga		7
11. VG	Peduncle: diameter	Pédoncule: diamètre	Blütenstiel: Durchmesser	Pedúnculo: diámetro		
QN (b)	small	petit	klein	pequeño		3
	medium	moyen	mittel	medio		5
	large	grand	groß	grande		7
12. MG/ (*) VG	Fruit: length	Fruit: longueur	Frucht: Länge	Fruto: longitud		
QN (b)	very short	très court	sehr kurz	muy corta	Golden Nugget	1
	short	court	kurz	corta	Uchiki Kuri	3
	medium	moyen	mittel	media	Golden Hubbard	5
	long	long	lang	larga	Big Moon	7
	very long	très long	sehr lang	muy larga	Banana Pink Jumbo	9
13. MG/ (*) VG (+)	Fruit: diameter	Fruit: diamètre	Frucht: Durchmesser	Fruto: diámetro		
QN (b)	small	petit	klein	pequeño	Uchiki Kuri	3
	medium	moyen	mittel	medio		5
	large	grand	groß	grande	Big Max, Rouge vif d'Etampes	7
	very large	très grand	sehr groß	muy grande	Prizewinner	9

	English	français	Deutsch	español	Example Varieties/ Exemples/ Beispielssorten/ Variedades ejemplo	Note/ Nota	
14.	MG/ VG	Fruit: ratio length/ diameter	Fruit: rapport longueur/ diamètre	Frucht: Verhältnis Länge/Durchmesser	Fruto: relación longitud/ diámetro		
QN	(b)	very small	très petit	sehr klein	muy pequeña	1	
		small	petit	klein	pequeña	3	
		medium	moyen	mittel	mediana	5	
		large	grand	groß	grande	7	
		very large	très grand	sehr groß	muy grande	9	
15.	VG (* (+)	Fruit: shape in longitudinal section	Fruit: forme en section longitudinale	Frucht: Form im Längsschnitt	Fruto: forma en sección longitudinal		
PQ	(b)	heart shaped	cordiforme	herzförmig	acorazonada	Golden Delicious	1
		capped	en turban	turbanartig	en turbante	Giraumon Turban, Turks Turban	2
		transverse medium elliptic	elliptique transverse moyenne	quer mittel elliptisch	elíptica transversal media	Sweet Mama	3
		transverse broad elliptic	elliptique transverse large	quer breit elliptisch	elíptica transversal ancha	Jaune Gros de Paris, Mammoth	4
		circular	circulaire	rund	circular	Big Mama	5
		narrow elliptic	elliptique étroite	schmal elliptisch	elíptica estrecha	Banana	6
		medium elliptic	elliptique moyenne	mittel elliptisch	elíptica media	Banana Pink Jumbo	7
		rectangular	rectangulaire	rechteckig	rectangular		8
		trapezoid	trapézoïdale	trapezförmig	trapezoidal		9
		broad pear shaped	piriforme large	breit birnenförmig	piriforme ancha	Doux d'Okkaïdo, Green Baby	10
		narrow pear shaped	piriforme étroite	schmal birnenförmig	piriforme estrecha	Golden Hubbard	11
16.	VG (*	Fruit: position of broadest part	Fruit: position de la partie la plus large	Frucht: Position der breitesten Stelle	Fruto: posición de la parte más ancha		
QN	(b)	towards stem end	vers la base	zum Stielende hin	hacia la base	Golden Delicious	1
		at middle	au milieu	in der Mitte	en el medio	Rouge vif d'Etampes	2
		towards blossom end	vers le sommet	zum apikalen Teil hin	hacia el ápice	Golden Hubbard	3

	English	français	Deutsch	español	Example Varieties/ Exemples/ Beispielssorten/ Variedades ejemplo	Note/ Nota
17. VG (*) (+)	Fruit: profile at stem end	Fruit: profil à la base	Frucht: Profil am Stielende	Fruto: perfil en la base		
QN	(b) raised	protubérant	vorgewölbt	elevado	Green Chicago Warded	1
	flat	plan	flach	plano	Delica	2
	slightly depressed	légèrement creux	leicht eingesenkt	ligeramente deprimido	Crown Prince	3
	moderately depressed	moyennement creux	mäßig eingesenkt	moderamente deprimido		4
	strongly depressed	très creux	stark eingesenkt	fuertemente deprimido	Tristar	5
18. VG (*) (+)	Fruit: profile at blossom end (flower scar included)	Fruit: profil au sommet (cicatrice florale incluse)	Frucht: Profil am apikalen Teil (Blütennarbe eingeschlossen)	Fruto: perfil en el ápice (incluida la cicatriz floral)		
QN	(b) depressed	creux	eingesenkt	deprimido	Rouge vif d'Etampes	1
	flat	plan	flach	plano		2
	raised	protubérant	vorgewölbt	elevado	Hubbard Blue	3
19. VG (*)	Fruit: grooves	Fruit: cannelures	Frucht: Furchen	Fruto: surcos		
QL	(b) absent	absentes	fehlend	ausentes	Pacifica	1
	present	présentes	vorhanden	presentes	Marlborough Grey	9
20. VG	Fruit: distance between grooves	Fruit: distance entre les cannelures	Frucht: Abstand zwischen den Furchen	Fruto: distancia entre surcos		
QN	(b) small	faible	klein	corta		3
	medium	moyenne	mittel	media	Regal Early	5
	large	grande	groß	larga	Big Moon	7

	English	français	Deutsch	español	Example Varieties/ Exemples/ Beispielssorten/ Variedades ejemplo	Note/ Nota
21.	VG	Fruit: depth of grooves	Fruit: profondeur des cannelures	Frucht: Tiefe der Furchen	Fruto: profundidad de los surcos	
QN	(b)	shallow	peu profondes	flach	poco profunda	3
		medium	moyennement profondes	mittel	mediana	5
		deep	profondes	tief	profunda	7
22.	VG	Fruit: number of colors of skin	Fruit: nombre de couleurs de l'épiderme	Frucht: Anzahl Farben der Schale	Fruto: número de colores de la piel	
PQ	(b)	one	une	eine	uno	Gladiator 1
		two color intensities (with clear borders)	deux intensités de couleur (avec des limites nettes)	zwei Farbintensitäten (mit deutlichen Rändern)	dos intensidades cromáticas (con límites definidos)	Giraumon Turban 2
		two color hues	deux teintes de couleur	zwei Farbtöne	dos tonos cromáticos	Delica 3
		more than two color hues or intensities (with clear borders)	plus de deux teintes ou intensités de couleur (avec des limites nettes)	mehr als zwei Farbtöne oder Farbintensitäten (mit deutlichen Rändern)	más de dos tonos o intensidades cromáticas (con límites definidos)	Turks Turban 4
23.	VG	Fruit: main color of skin	Fruit: couleur principale de l'épiderme	Frucht: Hauptfarbe der Schale	Fruto: color principal de la piel	
PQ	(b)	white	blanc	weiß	blanco	Valenciano 1
		cream	crème	cremefarben	crema	2
		yellow	jaune	gelb	amarillo	Jaune Gros de Paris 3
		orange	orange	orange	naranja	Regal Early 4
		red	rouge	rot	rojo	Rouge vif d'Etampes 5
		pink	rose	rosa	rosa	Giraumon Turban 6
		green	vert	grün	verde	Delica, Pacifica 7
		grey green	gris vert	graugrün	verde grisáceo	Japan Cup, Star 7024 8
		grey	gris	grau	gris	Baby Blue, Early Jarrah Grey, Hubbard Blue 9

	English	français	Deutsch	español	Example Varieties/ Exemples/ Beispielssorten/ Variedades ejemplo	Note/ Nota
24. VG (+)	<u>Excluding varieties with main color of skin: cream or white:</u> Fruit: intensity of main color of skin	<u>Sauf les variétés dont la couleur principale de l'épiderme est blanc ou crème:</u> Fruit: intensité de la couleur principale de l'épiderme	<u>Ohne Sorten mit der Hauptfarbe der Schale: cremefarben oder weiß:</u> Frucht: Intensität der Hauptfarbe der Schale	<u>Excluidas las variedades cuyo color principal de la piel sea: crema o blanco:</u> Fruto: intensidad del color principal de la		
QN	(b) light	claire	hell	clara		3
	medium	moyenne	mittel	media		5
	dark	foncée	dunkel	oscura		7
25. VG (* (+)	<u>Only varieties with two or more color hues:</u> Fruit: secondary color of skin	<u>Seulement les variétés avec au moins deux teintes de couleur:</u> Fruit: couleur secondaire de l'épiderme	<u>Nur Sorten mit mindestens zwei Farbtönen:</u> Frucht: Sekundärfarbe der Schale	<u>Sólo variedades con al menos dos tonos cromáticos:</u> Fruto: color secundario de la piel		
PQ	(b) white	blanc	weiß	blanco		1
	cream	crème	cremefarben	crema		2
	yellow	jaune	gelb	amarillo		3
	orange	orange	orange	naranja	Golden Hubbard	4
	red	rouge	rot	rojo		5
	pink	rose	rosa	rosa	Pink Jumbo Banana	6
	green	vert	grün	verde		7
	grey green	gris vert	graugrün	verde grisáceo		8
	grey	gris	grau	gris		9
26. VG (* (+)	<u>Only varieties with two or more color hues:</u> Fruit: intensity of secondary color of skin	<u>Seulement les variétés avec au moins deux teintes de couleur:</u> Fruit: intensité de la couleur secondaire de l'épiderme	<u>Nur Sorten mit mindestens zwei Farbtönen:</u> Frucht: Intensität der Sekundärfarbe der Schale	<u>Sólo variedades con al menos dos tonos cromáticos:</u> Fruto: intensidad del color secundario de la piel		
QN	light	claire	hell	clara		3
	medium	moyenne	mittel	media		5
	dark	foncée	dunkel	oscura		7

	English	français	Deutsch	español	Example Varieties/ Exemples/ Beispielssorten/ Variedades ejemplo	Note/ Nota
27. (*) (+)	VG <u>Only varieties with two or more color hues or intensities:</u> Fruit: distribution of secondary color of skin	<u>Seulement les variétés avec au moins deux teintes ou intensités de couleur:</u> Fruit: répartition de la couleur secondaire	<u>Nur Sorten mit mindestens zwei Farbtönen oder Farbtintensitäten:</u> Frucht: Verteilung der Sekundärfarbe der Schale	<u>Sólo variedades con al menos dos tonos o intensidades cromáticas:</u> Fruto: distribución del color secundario de la piel		
PQ	(b) only patches	tâches uniquement	nur Flecke	únicamente en manchas	Atlantic Giant	1
	patches and stripes	tâches et rayures	Flecke und Streifen	en manchas y franjas	Delica	2
	only stripes	rayures uniquement	nur Streifen	únicamente en franjas	Turks Turban	3
28.	VG Fruit: texture of surface	Fruit: texture de la surface	Frucht: Textur der Oberfläche	Fruto: textura de la superficie		
QL	(b) smooth	lisse	glatt	lisa	Rouge vif d'Etampes, Uchiki Kuri	1
	rough	rugueuse	rauh	rugosa	Blue Hubbard, Delica	2
	warted	verruqueuse	warzig	verrugosa	Chicago Warted Hubbard	3
	bullate	gaufrée	blasig	abullonada	Marina di Chioggia	4
29. (*) (+)	VG Fruit: cork formation	Fruit: formation de liège	Frucht: Korkbildung	Fruto: formación suberosa		
PQ	(b) absent or very sparse	absent ou très faible	fehlend oder sehr gering	ausente o muy débil	Rouge vif d'Etampes	1
	in dots	en points	in Punkten	en puntos	Jaune Gros de Paris	2
	netted	en filet	netzartig	reticular	Brodée Galeuse d'Eysine	3
30.	VG Fruit: thickness of cork	Fruit: épaisseur du liège	Frucht: Dicke des Korks	Fruto: espesor de la suberosidad		
QN	(b) thin	faible	dünn	fino	Jaune Gros de Paris	3
	medium	moyenne	mittel	medio		5
	thick	forte	dick	grueso	Brodée Galeuse d'Eysine	7

	English	français	Deutsch	español	Example Varieties/ Exemples/ Beispielssorten/ Variedades ejemplo	Note/ Nota	
31.	VG	Fruit: diameter of flower scar	Fruit: taille de la cicatrice florale	Frucht: Durchmesser der Blütennarbe	Fruto: diámetro de la cicatriz floral		
QN	(b)	small	petite	klein	pequeño	Blue Hubbard, Ponderosa	3
		medium	moyenne	mittel	medio	Pacific King	5
		large	grande	groß	grande	Crown Prince, Turks Turban	7
		very large	très grande	sehr groß	muy grande		9
32.	VG	Fruit: main color of flesh	Fruit: couleur principale de la chair	Frucht: Hauptfarbe des Fleisches	Fruto: color principal de la pulpa		
PQ	(b)	yellow	jaune	gelb	amarillo	Giraumon Turban, Ponderosa, Star 7024	1
		orange	orange	orange	anaranjado	Jamboree	2
		reddish orange	orange rouge	orangerot	anaranjado rojizo	Rouge vif d'Etampes	3
33.	VG	Seed: size	Graine: taille	Samen: Größe	Semilla: tamaño		
QN	(b)	small	petite	klein	pequeño	Chestnut Bush	3
		medium	moyenne	mittel	medio	Pink Jumbo Banana	5
		large	grande	groß	grande	Bleu de Hongrie	7
34.	VG	Seed: shape	Graine: forme	Samen: Form	Semilla: forma		
QN	(b)	narrow elliptic	elliptique étroite	schmal elliptisch	elíptica estrecha	Plat White Boer	1
		medium elliptic	elliptique moyenne	mittel elliptisch	elíptica media	Chestnut Bush	2
		broad elliptic	elliptique large	breit elliptisch	elíptica ancha	Jarrahdale	3
35.	VG	Seed: color of coat	Graine: couleur du tégument	Samen: Farbe der Schale	Semilla: color del tegumento		
PQ	(b)	white	blanc	weiß	blanco	Jaune Gros de Paris	1
		cream	crème	cremefarben	crema		2
		light brown	brun clair	hellbraun	marrón claro	Uchiki Kuri	3

8. Explanations on the Table of Characteristics


8.1 *Explanations covering several characteristics*

Characteristics containing the following key in the second column of the Table of Characteristics should be examined as indicated below:

- (a) Observations which should be made on fully developed leaves, when the first fruit is fully developed.
- (b) Observations which should be made on fully developed fruit at maturity.

8.2 *Explanations for individual characteristics*

Ad. 4: Leaf blade: margin



1

entire or very weakly incised



2

weakly incised




3

moderately incised


Ad. 13: Fruit: diameter

The diameter should be observed at the broadest part.

Ad. 15: Fruit: shape in longitudinal section




1
heart shaped




2
capped



3
transverse medium elliptic



4
transverse broad elliptic




5
circular



6
narrow elliptic




7
medium elliptic



8
rectangular



9
trapezoid

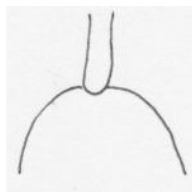


10
broad pear shaped




11
narrow pear shaped

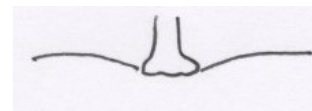
Ad. 17: Fruit: profile at stem end



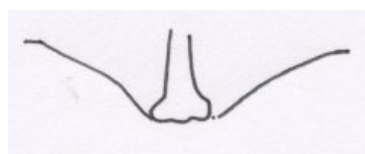
1
raised



2
flat



3
slightly depressed



4
moderately depressed




5
strongly depressed

Ad. 18: Fruit: profile of blossom end (flower scar included)



1
depressed



2
flat



3
raised

Ad. 23: Fruit: main color of skin

Ad. 24: Fruit: intensity of main color of skin (except for white and cream main color of skin)


Ad. 25: Only varieties with two or more color hues: Fruit: secondary color of skin

Ad. 26: Only varieties with two or more color hues: Fruit: intensity of secondary color of skin


Ad. 27: Only varieties with two or more color hues or intensities: Fruit: distribution of secondary color of skin

The main color is the color with the largest area over the whole fruit excluding the scar area. The secondary color is the color with the second largest area over the whole fruit excluding the scar area.

Ad. 29: Fruit: cork formation



2
in dots



3
netted

8.3 *Synonyms of example varieties*

Example variety	Synonyms
Platt White Boer	Plat White Boer, Platt Wit Boer, Blanche Platt White Boer, Flat White Boer

9. Literature

Chaux, C., Foury, C., 1994: Productions légumières – Tome 3 Légumineuses Potagères Légumes fruits. Lavoisier TEC & DOC, Paris, FR, pp. 361 - 384.

Prades, J. B., Prades, N., Renaud, V., 1995: Le grand livre des Courges. Rustica Edition. Paris, FR, 183 pp.

Brancucci, M., Bänziger, E., Das grosse Buch vom Kürbis. Midena & FONA Verlag GmbH, Aarau/Küttigen, Oldenburg, D, 173 pp.

Higgins, J., 1980: Species Identification of some Curcubita Cultivars, J. Natn. Inst. Agric. Bot., 15, 281-287.

Tapley, William T., Enzie, Walter D., Van Eseltine, Glen P., 1937: The Vegetables of New York, Vol. 1, Part IV The Cucurbits, Albany, New York.

Whitaker, T.W., Bohn, G.W., 1950: The Taxonomy, Genetics, Production and Uses of the Cultivated Species of Curcubita, Econ. Bot., 4, 52-81.

Whitaker, T.W., Davis, G.N., 1962: Curcubits, Botany, Cultivation and Utilization, World Crop Books, London, New York.

10. Technical Questionnaire

TECHNICAL QUESTIONNAIRE	Page {x} of {y}	Reference Number:
		Application date: (not to be filled in by the applicant)
TECHNICAL QUESTIONNAIRE to be completed in connection with an application for plant breeders' rights		
1. Subject of the Technical Questionnaire		
1.1 Botanical name	<input type="text" value="Cucurbita maxima Duch."/>	
1.2 Common name	<input type="text" value="Pumpkin"/>	
The applicant should check that the variety is of <i>Cucurbita maxima</i> Duch and not another species of <i>Cucurbita</i> .		
2. Applicant		
Name	<input type="text"/>	
Address	<input type="text"/>	
Telephone No.	<input type="text"/>	
Fax No.	<input type="text"/>	
E-mail address	<input type="text"/>	
Breeder (if different from applicant)	<input type="text"/>	
3. Proposed denomination and breeder's reference		
Proposed denomination (if available)	<input type="text"/>	
Breeder's reference	<input type="text"/>	

TECHNICAL QUESTIONNAIRE	Page {x} of {y}	Reference Number:
-------------------------	-----------------	-------------------

#4. Information on the breeding scheme and propagation of the variety

4.1 Breeding scheme

Variety resulting from:

4.1.1 Crossing

(a) controlled cross []
(please state parent varieties)

(b) partially known cross []
(please state known parent variety(ies))

(c) unknown cross []

4.1.2 Mutation []
(please state parent variety)

4.1.3 Discovery and development []
(please state where and when discovered and how developed)

4.1.4 Other []
(please provide details)

4.2 Method of propagating the variety

4.2.1 Seed-propagated varieties

(a) Cross-pollination []

(b) Hybrid []

(c) Other []
(please provide details)

Authorities may allow certain of this information to be provided in a confidential section of the Technical Questionnaire.

TECHNICAL QUESTIONNAIRE	Page {x} of {y}	Reference Number:
-------------------------	-----------------	-------------------

5. Characteristics of the variety to be indicated (the number in brackets refers to the corresponding characteristic in Test Guidelines; please mark the note which best corresponds).

Characteristics	Example Varieties	Note
5.1 Plant: length of main stem (2)		
very short	Golden Nugget	1[...]
short	Sweet Mama	3[...]
medium		5[...]
long	Jaune Gros de Paris	7[...]
very long	Green Hubbard	9[...]
5.2 Fruit: length (12)		
very short	Golden Nugget	1[...]
short	Uchiki Kuri	3[...]
medium	Golden Hubbard	5[...]
long	Big Moon	7[...]
very long	Banana Pink Jumbo	9[...]
5.3 Fruit: diameter (13)		
small	Uchiki Kuri	3[...]
medium		5[...]
large	Big Max, Rouge vif d'Etampes	7[...]
very large	Prizewinner	9[...]

TECHNICAL QUESTIONNAIRE	Page {x} of {y}	Reference Number:
-------------------------	-----------------	-------------------

Characteristics	Example Varieties	Note
5.4 Fruit: shape in longitudinal section (15)		
heart shaped	Golden Delicious	1[...]
capped	Giraumon Turban, Turks Turban	2[...]
transverse medium elliptic	Sweet Mama	3[...]
transverse broad elliptic	Jaune Gros de Paris, Mammouth	4[...]
circular	Big Mama	5[...]
narrow elliptic	Banana	6[...]
medium elliptic	Banana Pink Jumbo	7[...]
rectangular		8[...]
trapezoid		9[...]
broad pear shaped	Doux d'Okkaïdo, Green Baby	10[...]
narrow pear shaped	Golden Hubbard	11[...]
5.5 Fruit: grooves (19)		
absent	Pacifica	1[...]
present	Marlborough Grey	9[...]
5.6 Fruit: number of colors of skin (22)		
one	Gladiator	1[...]
two color intensities (with clear borders)	Giraumon Turban	2[...]
two color hues	Delica	3[...]
more than two color hues or intensities (with clear borders)	Turks Turban	4[...]

TECHNICAL QUESTIONNAIRE	Page {x} of {y}	Reference Number:
-------------------------	-----------------	-------------------

Characteristics	Example Varieties	Note
5.7 Fruit: main color of skin (23)		
white	Valenciano	1[...]
cream		2[...]
yellow	Jaune Gros de Paris	3[...]
orange	Regal Early	4[...]
red	Rouge vif d'Etampes	5[...]
pink	Giraumon Turban	6[...]
green	Delica, Pacifica	7[...]
grey green	Japan Cup, Star 7024	8[...]
grey	Baby Blue, Early Jarrah Grey, Hubbard Blue	9[...]

TECHNICAL QUESTIONNAIRE	Page {x} of {y}	Reference Number:
-------------------------	-----------------	-------------------

6. Similar varieties and differences from these varieties

Please use the following table and box for comments to provide information on how your candidate variety differs from the variety (or varieties) which, to the best of your knowledge, is (or are) most similar. This information may help the examination authority to conduct its examination of distinctness in a more efficient way.

Denomination(s) of variety(ies) similar to your candidate variety	Characteristic(s) in which your candidate variety differs from the similar variety(ies)	Describe the expression of the characteristic(s) for the similar variety(ies)	Describe the expression of the characteristic(s) for your candidate variety
<i>Example</i>	<i>Fruit: main color of skin</i>	<i>yellow</i>	<i>orange</i>
Comments:			

TECHNICAL QUESTIONNAIRE	Page {x} of {y}	Reference Number:
-------------------------	-----------------	-------------------

#7. Additional information which may help in the examination of the variety

7.1 In addition to the information provided in sections 5 and 6, are there any additional characteristics which may help to distinguish the variety?

Yes [] No []

(If yes, please provide details)

7.2 Are there any special conditions for growing the variety or conducting the examination?

Yes [] No []

(If yes, please provide details)

7.3 Other information

A representative color photograph of the fruit of the variety should accompany the Technical Questionnaire.

8. Authorization for release

(a) Does the variety require prior authorization for release under legislation concerning the protection of the environment, human and animal health?

Yes [] No []

(b) Has such authorization been obtained?

Yes [] No []

If the answer to (b) is yes, please attach a copy of the authorization.

Authorities may allow certain of this information to be provided in a confidential section of the Technical Questionnaire.

TECHNICAL QUESTIONNAIRE	Page {x} of {y}	Reference Number:
-------------------------	-----------------	-------------------

9. Information on plant material to be examined or submitted for examination.

9.1 The expression of a characteristic or several characteristics of a variety may be affected by factors, such as pests and disease, chemical treatment (e.g. growth retardants or pesticides), effects of tissue culture, different rootstocks, scions taken from different growth phases of a tree, etc.

9.2 The plant material should not have undergone any treatment which would affect the expression of the characteristics of the variety, unless the competent authorities allow or request such treatment. If the plant material has undergone such treatment, full details of the treatment must be given. In this respect, please indicate below, to the best of your knowledge, if the plant material to be examined has been subjected to:

- | | | |
|---|---------|--------|
| (a) Microorganisms (e.g. virus, bacteria, phytoplasma) | Yes [] | No [] |
| (b) Chemical treatment (e.g. growth retardant, pesticide) | Yes [] | No [] |
| (c) Tissue culture | Yes [] | No [] |
| (d) Other factors | Yes [] | No [] |

Please provide details for where you have indicated "yes".

.....

10. I hereby declare that, to the best of my knowledge, the information provided in this form is correct:

Applicant's name

Signature

Date

[End of document]