

UPOV

TG/TOM\_ROOT(proj.3)

ORIGINAL: English

DATE: 2012-05-03

## INTERNATIONAL UNION FOR THE PROTECTION OF NEW VARIETIES OF PLANTS

Geneva

DRAFT

## TOMATO ROOTSTOCKS

UPOV Code: SOLAN\_LHA

*Solanum lycopersicum* L. x *Solanum habrochaites* S. Knapp & D.M. Spooner  
*Solanum lycopersicum* x *Solanum peruvianum*,  
*Solanum lycopersicum* x *Solanum chesmanii*

## GUIDELINES

## FOR THE CONDUCT OF TESTS

## FOR DISTINCTNESS, UNIFORMITY AND STABILITY

*prepared by an expert from the Netherlands*

*to be considered by the*

*Technical Working Party for Vegetables at its forty-sixth session,  
to be held near the City of Venlo, Netherlands, from 11 to 15 June 2012*

Alternative Names:<sup>\*</sup>

| Botanical name  | English  | French  | German   | Spanish   |
|---|--|---|--|---|
| <i>Solanum lycopersicum</i> L. x, <i>Solanum habrochaites</i> S. Knapp & D.M. Spooner, <i>Solanum lycopersicum</i> x <i>Solanum peruvianum</i> , <i>Solanum lycopersicum</i> x <i>Solanum chesmanii</i> | Tomato rootstocks belonging to <i>Solanum lycopersicum</i> x <i>Solanum habrochaites</i> S. Knapp & D.M. Spooner, or <i>Solanum lycopersicum</i> x <i>Solanum peruvianum</i> , or <i>Solanum lycopersicum</i> x <i>Solanum chesmanii</i> | Porte-greffe de tomate appartenant à <i>Solanum lycopersicum</i> x <i>Solanum habrochaites</i> or <i>Solanum lycopersicum</i> x <i>Solanum peruvianum</i> , or <i>Solanum lycopersicum</i> x <i>Solanum chesmanii</i> s | Tomate Unterlagen gehörend zu <i>Solanum lycopersicum</i> x <i>Solanum habrochaites</i> or <i>Solanum lycopersicum</i> x <i>Solanum peruvianum</i> , or <i>Solanum lycopersicum</i> x <i>Solanum chesmanii</i> | de tomate pertenecientes a <i>Solanum lycopersicum</i> x <i>Solanum habrochaites</i> or <i>Solanum lycopersicum</i> x <i>Solanum peruvianum</i> , or <i>Solanum lycopersicum</i> x <i>Solanum chesmanii</i> |

The purpose of these guidelines ("Test Guidelines") is to elaborate the principles contained in the General Introduction (document TG/1/3), and its associated TGP documents, into detailed practical guidance for the harmonized examination of distinctness, uniformity and stability (DUS) and, in particular, to identify appropriate characteristics for the examination of DUS and production of harmonized variety descriptions.

## ASSOCIATED DOCUMENTS

These Test Guidelines should be read in conjunction with the General Introduction and its associated TGP documents.

<sup>\*</sup> These names were correct at the time of the introduction of these Test Guidelines but may be revised or updated. [Readers are advised to consult the UPOV Code, which can be found on the UPOV Website ([www.upov.int](http://www.upov.int)), for the latest information.]

TABLE OF CONTENTSPAGE

|   |    |
|---|----|
| 1. SUBJECT OF THESE TEST GUIDELINES .....   | 3  |
| 2. MATERIAL REQUIRED.....   | 3  |
| 3. METHOD OF EXAMINATION .....  | 3  |
| 3.1 NUMBER OF GROWING CYCLES .....  | 3  |
| 3.2 TESTING PLACE .....   | 3  |
| 3.3 CONDITIONS FOR CONDUCTING THE EXAMINATION .....   | 3  |
| 3.4 TEST DESIGN .....   | 3  |
| 3.5 ADDITIONAL TESTS.....   | 4  |
| 4. ASSESSMENT OF DISTINCTNESS, UNIFORMITY AND STABILITY .....                                   | 4  |
| 4.1 DISTINCTNESS .....  | 4  |
| 4.2 UNIFORMITY .....  | 5  |
| 4.3 STABILITY.....  | 5  |
| 5. GROUPING OF VARIETIES AND ORGANIZATION OF THE GROWING TRIAL.....                             | 5  |
| 6. INTRODUCTION TO THE TABLE OF CHARACTERISTICS.....  | 6  |
| 6.1 CATEGORIES OF CHARACTERISTICS .....   | 6  |
| 6.2 STATES OF EXPRESSION AND CORRESPONDING NOTES.....   | 6  |
| 6.3 TYPES OF EXPRESSION .....   | 6  |
| 6.4 EXAMPLE VARIETIES .....   | 6  |
| 6.5 LEGEND .....  | 7  |
| 7. TABLE OF CHARACTERISTICS/TABLEAU DES CARACTÈRES/MERKMALSTABELLE/TABLA DE<br>CARACTERES ..... | 8  |
| 8. EXPLANATIONS ON THE TABLE OF CHARACTERISTICS.....  | 15 |
| 8.1 EXPLANATIONS COVERING SEVERAL CHARACTERISTICS.....  | 15 |
| 8.2 EXPLANATIONS FOR INDIVIDUAL CHARACTERISTICS .....   | 15 |
| 9. LITERATURE .....   | 30 |
| 10. TECHNICAL QUESTIONNAIRE.....  | 31 |

## 1. Subject of these Test Guidelines

1.1 These Test Guidelines apply to all varieties of *Solanum lycopersicum* L. x, *Solanum habrochaites* S. Knapp & D.M. Spooner (*Lycopersicum esculentum* Mill. x *Lycopersicum hirsutum* Dunal.), *Solanum lycopersicum* x *Solanum peruvianum* and *Solanum lycopersicum* x *Solanum chesmanii*. Such varieties are generally used as rootstocks for tomato varieties (varieties of *Solanum lycopersicum* L (*Lycopersicum esculentum* Mill.)).

1.2 Rootstocks belonging to *Solanum lycopersicum* L (*Lycopersicum esculentum* Mill.) or to *Solanum lycopersicum* L x *Solanum pimpinellifolia* L. (*Lycopersicum esculentum* Mill. x *Lycopersicum pimpinellifolia* Mill.) should be covered by UPOV Test Guidelines TG/44/11.

## 2. Material Required

2.1 The competent authorities decide on the quantity and quality of the plant material required for testing the variety and when and where it is to be delivered. Applicants submitting material from a State other than that in which the testing takes place must ensure that all customs formalities and phytosanitary requirements are complied with.

2.2 The material is to be supplied in the form of seed or plants.

2.3 The minimum quantity of plant material, to be supplied by the applicant, should be:

- a) seed-propagated varieties: 10g or 2500 seeds

In the case of seed, the seed should meet the minimum requirements for germination, species and analytical purity, health and moisture content, specified by the competent authority.

2.4 The plant material supplied should be visibly healthy, not lacking in vigor, nor affected by any important pest or disease.

2.5 The plant material should not have undergone any treatment which would affect the expression of the characteristics of the variety, unless the competent authorities allow or request such treatment. If it has been treated, full details of the treatment must be given.

## 3. Method of Examination

### 3.1 *Number of Growing Cycles*

The minimum duration of tests should normally be two independent growing cycles.

### 3.2 *Testing Place*

Tests are normally conducted at one place. In the case of tests conducted at more than one place, guidance is provided in TGP/9 "Examining Distinctness".

### 3.3 *Conditions for Conducting the Examination*

The tests should be carried out under conditions ensuring satisfactory growth for the expression of the relevant characteristics of the variety and for the conduct of the examination.

### 3.4 *Test Design*

3.4.1 Each test should be designed to result in a total of at least 20 plants, which should be divided between at least two replicates.

3.4.2 When resistance characteristics are used for assessing distinctness, uniformity and stability, records must be taken under conditions of controlled infection and, unless otherwise specified, on at least 20 plants.

3.4.3 The design of the tests should be such that plants or parts of plants may be removed for measurement or counting without prejudice to the observations which must be made up to the end of the growing cycle.

### 3.5 *Additional Tests*

Additional tests, for examining relevant characteristics, may be established.

## 4. Assessment of Distinctness, Uniformity and Stability

### 4.1 *Distinctness*

#### 4.1.1 General Recommendations

It is of particular importance for users of these Test Guidelines to consult the General Introduction prior to making decisions regarding distinctness. However, the following points are provided for elaboration or emphasis in these Test Guidelines.

#### 4.1.2 Consistent Differences

The differences observed between varieties may be so clear that more than one growing cycle is not necessary. In addition, in some circumstances, the influence of the environment is not such that more than a single growing cycle is required to provide assurance that the differences observed between varieties are sufficiently consistent. One means of ensuring that a difference in a characteristic, observed in a growing trial, is sufficiently consistent is to examine the characteristic in at least two independent growing cycles.

#### 4.1.3 Clear Differences

Determining whether a difference between two varieties is clear depends on many factors, and should consider, in particular, the type of expression of the characteristic being examined, i.e. whether it is expressed in a qualitative, quantitative, or pseudo-qualitative manner. Therefore, it is important that users of these Test Guidelines are familiar with the recommendations contained in the General Introduction prior to making decisions regarding distinctness.

#### 4.1.4 Number of Plants / Parts of Plants to be Examined

Unless otherwise indicated, for the purposes of distinctness, all observations on single plants should be made on 10 plants or parts taken from each of 10 plants and any other observations made on all plants in the test disregarding any off-type plants.

#### 4.1.5 Method of Observation

The recommended method of observing the characteristic for the purposes of distinctness is indicated by the following key in the second column of the Table of Characteristics (see document TGP/9 "Examining Distinctness", Section 4 "Observation of characteristics"):

- MG: single measurement of a group of plants or parts of plants
- MS: measurement of a number of individual plants or parts of plants
- VG: visual assessment by a single observation of a group of plants or parts of plants
- VS: visual assessment by observation of individual plants or parts of plants

Type of observation: visual (V) or measurement (M)

"Visual" observation (V) is an observation made on the basis of the expert's judgment. For the purposes of this document, "visual" observation refers to the sensory observations of the experts and, therefore, also includes smell, taste and touch. Visual observation includes observations where the expert uses reference points (e.g. diagrams, example varieties, side-by-side comparison) or non-linear charts (e.g. color charts). Measurement (M) is an objective observation against a calibrated, linear scale e.g. using a ruler, weighing scales, colorimeter, dates, counts, etc.

Type of record: for a group of plants (G) or for single, individual plants (S)

For the purposes of distinctness, observations may be recorded as a single record for a group of plants or parts of plants (G), or may be recorded as records for a number of single, individual plants or parts of plants (S). In most cases, "G" provides a single record per variety and it is not possible or necessary to apply statistical methods in a plant-by-plant analysis for the assessment of distinctness."

In cases where more than one method of observing the characteristic is indicated in the Table of Characteristics (e.g. VG/MG), guidance on selecting an appropriate method is provided in document TGP/9, Section 4.2.

#### 4.2 *Uniformity*

4.2.1 It is of particular importance for users of these Test Guidelines to consult the General Introduction prior to making decisions regarding uniformity. However, the following points are provided for elaboration or emphasis in these Test Guidelines:

4.2.2 For the assessment of uniformity, a population standard of 1% and an acceptance probability of at least 95% should be applied. In the case of a sample size of 20 plants, 1 off-type is allowed.

#### 4.3 *Stability*

4.3.1 In practice, it is not usual to perform tests of stability that produce results as certain as those of the testing of distinctness and uniformity. However, experience has demonstrated that, for many types of variety, when a variety has been shown to be uniform, it can also be considered to be stable.

4.3.2 Where appropriate, or in cases of doubt, stability may be further examined by testing a new seed or plant stock to ensure that it exhibits the same characteristics as those shown by the initial material supplied.

### 5. Grouping of Varieties and Organization of the Growing Trial

5.1 The selection of varieties of common knowledge to be grown in the trial with the candidate varieties and the way in which these varieties are divided into groups to facilitate the assessment of distinctness are aided by the use of grouping characteristics.

5.2 Grouping characteristics are those in which the documented states of expression, even where produced at different locations, can be used, either individually or in combination with other such characteristics: (a) to select varieties of common knowledge that can be excluded from the growing trial used for examination of distinctness; and (b) to organize the growing trial so that similar varieties are grouped together.

5.3 The following have been agreed as useful grouping characteristics:

- (a) Fruit: green shoulder (before maturity) (characteristic 15)
- (b) Autonecrosis (characteristic 21)
- (c) Resistance to *Meloidogyne incognita* (characteristic 22)
- (d) Resistance to *Verticillium* sp. – Race 0 (characteristic 23)
- (e) Resistance to *Fusarium oxysporum* f. sp. *lycopersici* – Race 0 (ex 1) (characteristic 24.1)
- (f) Resistance to *Fusarium oxysporum* f. sp. *lycopersici* – Race 1 (ex 2) (characteristic 24.2)
- (g) Resistance to *Fusarium oxysporum* f. sp. *lycopersici* – Race 2 (ex 3) (characteristic 24.3)
- (h) Resistance to *Pyrenochaeta lycopersici* (characteristic 28)

5.4 Guidance for the use of grouping characteristics, in the process of examining distinctness, is provided through the General Introduction and document TGP/9 "Examining Distinctness".

## 6. Introduction to the Table of Characteristics

### 6.1 *Categories of Characteristics*

#### 6.1.1 Standard Test Guidelines Characteristics

Standard Test Guidelines characteristics are those which are approved by UPOV for examination of DUS and from which members of the Union can select those suitable for their particular circumstances.

#### 6.1.2 Asterisked Characteristics

Asterisked characteristics (denoted by \*) are those included in the Test Guidelines which are important for the international harmonization of variety descriptions and should always be examined for DUS and included in the variety description by all members of the Union, except when the state of expression of a preceding characteristic or regional environmental conditions render this inappropriate.

### 6.2 *States of Expression and Corresponding Notes*

6.2.1 States of expression are given for each characteristic to define the characteristic and to harmonize descriptions. Each state of expression is allocated a corresponding numerical note for ease of recording of data and for the production and exchange of the description.

6.2.2 In the case of qualitative and pseudo-qualitative characteristics (see Chapter 6.3), all relevant states of expression are presented in the characteristic. However, in the case of quantitative characteristics with 5 or more states, an abbreviated scale may be used to minimize the size of the Table of Characteristics. For example, in the case of a quantitative characteristic with 9 states, the presentation of states of expression in the Test Guidelines may be abbreviated as follows:

| State  | Note |
|--------|------|
| small  | 3    |
| medium | 5    |
| large  | 7    |

However, it should be noted that all of the following 9 states of expression exist to describe varieties and should be used as appropriate:

| State               | Note |
|---------------------|------|
| very small          | 1    |
| very small to small | 2    |
| small               | 3    |
| small to medium     | 4    |
| medium              | 5    |
| medium to large     | 6    |
| large               | 7    |
| large to very large | 8    |
| very large          | 9    |

6.2.3 Further explanation of the presentation of states of expression and notes is provided in document TGP/7 "Development of Test Guidelines".

### 6.3 *Types of Expression*

An explanation of the types of expression of characteristics (qualitative, quantitative and pseudo-qualitative) is provided in the General Introduction.

### 6.4 *Example Varieties*

Where appropriate, example varieties are provided to clarify the states of expression of each characteristic.

6.5 *Legend*

- (\*) Asterisk characteristic – see Chapter 6.1.2
- QL Qualitative characteristic – see Chapter 6.3
- QN Quantitative characteristic – see Chapter 6.3
- PQ Pseudo-qualitative characteristic – see Chapter 6.3
  
- MG, MS, VG, VS – see Chapter 4.1.5
  
- (a)-(c) See Explanations on the Table of Characteristics in Chapter 8.1.
  
- (+) See Explanations on the Table of Characteristics in Chapter 8.2.

7. Table of Characteristics/Tableau des caractères/Merkmalstabelle/Tabla de caracteres

|                  | English      | français   | deutsch   | español  | Example Varieties<br>Exemples<br>Beispielssorten<br>Variedades ejemplo | Note/<br>Nota |   |
|------------------|--------------|--|---|--|--|---------------|---|
| <b>1. (*)(+)</b> | <b>VG</b>    | <b>Seedling: anthocyanin coloration of hypocotyl</b> | <b>Plantule: pigmentation anthocyanique de l'hypocotyle</b> | <b>Keimpflanze: Anthocyanfärbung des Hypocotyls</b>  | <b>Plántula: pigmentación antocianica del hipocótilo</b>               |               |   |
| <b>QL</b>        | absent       | absente  | fehlend   | ausente  |  | 1             |   |
|                  | present      | présente   | vorhanden   | presente   | Beaufort   | 9             |   |
| <b>2. (*)(+)</b> | <b>VG</b>    | <b>Plant: height</b>                                 | <b>Plante: hauteur</b>                                      | <b>Pflanze: Höhe</b>                                 | <b>Planta: altura</b>  |               |   |
| <b>QN</b>        | (a)          | short  | basse   | niedrig  | baja   | Big Power     | 3 |
|                  |              | medium   | moyenne   | mittel   | media  | Maxifort      | 5 |
|                  |              | tall   | haute   | hoch   | alta   | Beaufort      | 7 |
| <b>3. (*)(+)</b> | <b>VG</b>    | <b>Stem: anthocyanin coloration of upper third</b>   | <b>Tige: pigmentation anthocyanique du tiers supérieur</b>  | <b>Stengel: Anthocyanfärbung des oberen Drittels</b> | <b>Tallo: pigmentación antocianica del tercio superior</b>             |               |   |
| <b>QN</b>        | (a)          | absent or very weak                                  | absente ou très faible                                      | fehlend oder sehr gering                             | ausente o muy débil  |               | 1 |
|                  |              | weak   | faible  | gering   | débil  | Arnold        | 3 |
|                  |              | medium   | moyenne   | mittel   | media  | Beaufort      | 5 |
|                  |              | strong   | forte   | stark  | fuerte   | Montezuma     | 7 |
| <b>4. (*)(+)</b> | <b>VG/MS</b> | <b>Stem: length of internode</b>                     | <b>Tige: longueur de l'entrenœud</b>                        | <b>Stengel: Internodienlänge</b>                     | <b>Tallo: longitud del entrenudo</b>                                   |               |   |
| <b>QN</b>        | (a)          | short  | court   | kurz   | corta  | Big Force     | 3 |
|                  |              | medium   | moyen   | mittel   | media  | Maxifort      | 5 |
|                  |              | long   | long  | lang   | larga  | Beaufort      | 7 |
| <b>5. (*)(+)</b> | <b>VG/MS</b> | <b>Leaf: length</b>                                  | <b>Feuille: longueur</b>                                    | <b>Blatt: Länge</b>                                  | <b>Hoja: longitud</b>  |               |   |
| <b>QN</b>        | (a)          | short  | courte  | kurz   | corta  |               | 3 |
|                  |              | medium   | moyenne   | mittel   | media  | Body          | 5 |
|                  |              | long   | longue  | lang   | larga  | Maxifort      | 7 |
| <b>6. (*)(+)</b> | <b>VG/MS</b> | <b>Leaf: width</b>                                   | <b>Feuille: largeur</b>                                     | <b>Blatt: Breite</b>                                 | <b>Hoja: anchura</b>   |               |   |
| <b>QN</b>        | (a)          | narrow   | étroite   | schmal   | estrecha   |               | 3 |
|                  |              | medium   | moyenne   | mittel   | media  | Body          | 5 |
|                  |              | broad  | large   | breit  | ancha  | Emperador     | 7 |



|            | English      | français                              | deutsch                                       | español                                  | Example Varieties<br>Exemples<br>Beispielsorten<br>Variedades ejemplo | Note/<br>Nota  |
|------------|--------------|---------------------------------------|---|--|---|----------------|
| <b>7.</b>  | <b>VG</b>    | <b>Leaf: size of leaflets</b>         | <b>Feuille: taille des folioles</b>           | <b>Blatt: Größe der Blattfiedern</b>     | <b>Hoja: tamaño de los folíolos</b>                                   |                |
| <b>(+)</b> |              |                                       |   |  |   |                |
| <b>QN</b>  | <b>(a)</b>   | very small                            | très petites                                  | sehr klein                               | muy pequeños  | 1              |
|            |              | small                                 | petites                                       | klein                                    | pequeños  | Titron         |
|            |              | medium                                | moyennes                                      | mittel                                   | medios  | Big Force      |
|            |              | large                                 | grandes                                       | groß                                     | grandes   | Beaufort       |
|            |              | very large                            | très grandes                                  | sehr groß                                | muy grandes   | Hires 1210     |
| <b>8.</b>  | <b>VG</b>    | <b>Leaf: intensity of green color</b> | <b>Feuille: intensité de la couleur verte</b> | <b>Blatt: Intensität der Grünfärbung</b> | <b>Hoja: intensidad del color verde</b>                               |                |
| <b>(*)</b> |              |                                       |   |  |   |                |
| <b>QN</b>  | <b>(a)</b>   | light                                 | claire  | hell                                     | claro   | 3              |
|            |              | medium                                | moyenne                                       | mittel                                   | medio   | 5              |
|            |              | dark                                  | foncée  | dunkel                                   | oscuro  | Maxifort       |
| <b>9.</b>  | <b>VG</b>    | <b>Leaf: glossiness</b>               | <b>Feuille: brillance</b>                     | <b>Blatt: Glanz</b>                      | <b>Hoja: brillo</b>   |                |
| <b>(+)</b> |              |                                       |   |  |   |                |
| <b>QN</b>  | <b>(a)</b>   | weak                                  | faible  | gering                                   | débil   | Montezuma      |
|            |              | medium                                | moyenne                                       | mittel                                   | medio   | Titron         |
|            |              | strong                                | forte   | stark                                    | fuerte  | Maxifort       |
| <b>10.</b> | <b>VG</b>    | <b>Leaf: blistering</b>               | <b>Feuille: cloqure</b>                       | <b>Blatt: Blasigkeit</b>                 | <b>Hoja: abullonado</b>   |                |
| <b>(+)</b> |              |                                       |   |  |   |                |
| <b>QN</b>  | <b>(a)</b>   | weak                                  | faible  | gering                                   | débil   | Montezuma      |
|            |              | medium                                | moyenne                                       | mittel                                   | medio   | Emperador      |
|            |              | strong                                | forte   | stark                                    | fuerte  | Body           |
| <b>11.</b> | <b>VG/MS</b> | <b>Peduncle: length</b>               | <b>Pédoncule: longueur</b>                    | <b>Blütenstandstiel: Länge</b>           | <b>Pedúnculo: longitud</b>  |                |
| <b>(+)</b> |              |                                       |   |  |   |                |
| <b>QN</b>  |              | short                                 | court   | kurz                                     | corta   | Titron         |
|            |              | medium                                | moyen   | mittel                                   | media   | Multifort      |
|            |              | long                                  | long  | lang                                     | larga   | Beaufort       |
| <b>12.</b> | <b>VG</b>    | <b>Fruit: size</b>                    | <b>Fruit: taille</b>                          | <b>Frucht: Größe</b>                     | <b>Fruto: tamaño</b>  |                |
| <b>(*)</b> |              |                                       |   |  |   |                |
| <b>QN</b>  | <b>(b)</b>   | small                                 | petit   | klein                                    | pequeño   | Body, Optifort |
|            |              | medium                                | moyen   | mittel                                   | medio   | Emperador      |
|            |              | large                                 | grand   | groß                                     | grande  | Titron         |

|  | English    | français   | deutsch   | español  | Example Varieties<br>Exemples<br>Beispielssorten<br>Variedades ejemplo | Note/<br>Nota         |
|--|------------|--|---|--|--|-----------------------|
| <b>13.</b><br><b>(*)</b><br><b>(+)</b> | <b>VG</b>  | <b>Fruit: shape in longitudinal section</b>        | <b>Fruit: forme en section longitudinale</b>          | <b>Frucht: Form im Längsschnitt</b>                    | <b>Fruto: forma en sección longitudinal</b>                            |                       |
| <b>PQ</b>                              | <b>(b)</b> | flattened  | nettement aplatie                                     | abgeflacht   | aplanada   | He-Wolf 1             |
|  |            | oblate   | aplatie   | breitrund  | achatada   | Gladiator 2           |
|  |            | circular   | ronde   | kreisförmig  | circular   | Maxifort 3            |
| <b>14.</b><br><b>(*)</b>               | <b>MS</b>  | <b>Fruit: number of locules</b>                    | <b>Fruit: nombre de loges</b>                         | <b>Frucht: Anzahl Kammern</b>                          | <b>Fruto: número de lóculos</b>  |                       |
| <b>QN</b>                              | <b>(b)</b> | only two   | seulement deux  | nur zwei   | sólo dos   | Maxifort 1            |
|  |            | two and three                                      | deux et trois   | zwei und drei  | dos y tres   | 2                     |
| <b>15.</b><br><b>(*)</b>               | <b>VG</b>  | <b>Fruit: green shoulder</b>                       | <b>Fruit: collet vert</b>                             | <b>Frucht: Flammung</b>                                | <b>Fruto: hombro verde</b>   |                       |
| <b>QL</b>                              | <b>(c)</b> | absent   | absent  | fehlend  | ausente  | 1                     |
|  |            | present  | présent   | vorhanden  | presente   | Big Force, Maxifort 9 |
| <b>16.</b><br><b>(*)</b>               | <b>VG</b>  | <b>Fruit: extent of green shoulder</b>             | <b>Fruit: taille du collet vert</b>                   | <b>Frucht: Größe der Flammung</b>                      | <b>Fruto: tamaño del hombro verde</b>                                  |                       |
| <b>QN</b>                              | <b>(c)</b> | small  | petit   | klein  | pequeño  | Big Force 3           |
|  |            | medium   | moyen   | mittel   | medio  | 5                     |
|  |            | large  | grand   | groß   | grande   | Maxifort 7            |
| <b>17.</b><br><b>(*)</b>               | <b>VG</b>  | <b>Fruit: intensity of green color of shoulder</b> | <b>Fruit: intensité de la couleur verte du collet</b> | <b>Frucht: Intensität der Grünfärbung der Flammung</b> | <b>Fruto: intensidad del color verde del hombro</b>                    |                       |
| <b>QN</b>                              | <b>(c)</b> | light  | claire  | hell   | claro  | 3                     |
|  |            | medium   | moyenne   | mittel   | medio  | 5                     |
|  |            | dark   | foncée  | dunkel   | oscuro   | He-man 7              |
| <b>18.</b><br><b>(+)</b>               | <b>VG</b>  | <b>Fruit: conspicuousness of meridian stripes</b>  |   |  |  |                       |
| <b>QN</b>                              | <b>(c)</b> | weak   |   |  | Popeye   | 3                     |
|  |            | medium   |   |  | Body   | 5                     |
|  |            | strong   |   |  | Vigomax  | 7                     |

|                    | English    | français   | deutsch   | español   | Example Varieties<br>Exemples<br>Beispielssorten<br>Variedades ejemplo | Note/<br>Nota |
|--------------------|------------|--|---|---|--|---------------|
| <b>19. (*)</b>     | <b>VG</b>  | <b>Fruit: color at maturity</b>                          | <b>Fruit: couleur à maturité</b>                  | <b>Frucht: Farbe bei der Reife</b>                  | <b>Fruto: color en la madurez</b>                                      |               |
| <b>PQ</b>          | <b>(b)</b> | green  | verte   | grün  | verde  | Big Force 1   |
|                    |            | yellowish  | jaunâtre  | gelblich  | amarillento  | Vigomax 2     |
|                    |            | orangish   | orangé  | orangerot   | anaranjado   | Titron 3      |
|                    |            | reddish  |   |   | Brigeor  | 4             |
| <b>20.</b>         | <b>MG</b>  | <b>Time of flowering</b>                                 |   |   |  |               |
| <b>QN</b>          |            | early  |   |   | He-Man   | 3             |
|                    |            | medium   |   |   | Body   | 5             |
|                    |            | late   |   |   | Popeye   | 7             |
| <b>21. (*) (+)</b> | <b>VG</b>  | <b>Autonecrosis</b>                                      | <b>Autonécrose</b>                                |   |  |               |
| <b>QL</b>          |            | absent   | absente   | fehlend   | ausente  | Maxifort 1    |
|                    |            | present  | présente  | vorhanden   | presente   | Body 9        |
| <b>22. (*) (+)</b> | <b>VG</b>  | <b>Resistance to <i>Meloidogyne incognita</i></b>        | <b>Résistance au <i>Meloidogyne incognita</i></b> | <b>Resistenz gegen <i>Meloidogyne incognita</i></b> | <b>Resistencia a <i>Meloidogyne incognita</i></b>                      |               |
| <b>QL</b>          |            | susceptible  |   |   |  | Bruce 1       |
|                    |            | moderately resistant                                     |   |   |  | 2             |
|                    |            | highly resistant   |   |   | Emperador  | 3             |
| <b>23. (*) (+)</b> | <b>VG</b>  | <b>Resistance to <i>Verticillium sp.</i> (Va and Vd)</b> | <b>Résistance au <i>Verticillium sp.</i></b>      | <b>Resistenz gegen <i>Verticillium sp.</i></b>      | <b>Resistencia a <i>Verticillium sp.</i></b>                           |               |
|                    |            | - Race 0   | - Pathotype 0                                     | - Pathotyp 0  | - Raza 0   |               |
| <b>QL</b>          |            | absent   | absente   | fehlend   | ausente  | 1             |
|                    |            | present  | présente  | vorhanden   | presente   | Big Power 9   |

|                          | English   | français   | deutsch  | español  | Example Varieties<br>Exemples<br>Beispielssorten<br>Variedades ejemplo | Note/<br>Nota |
|--------------------------|---|--|--|--|--|---------------|
| <b>24.</b><br>(+)        | <b>Resistance to <i>Fusarium oxysporum</i> f. sp. <i>Lycopersici</i> (Fol)</b>          | <b>Résistance au <i>Fusarium oxysporum</i> f. sp. <i>lycopersici</i></b>         | <b>Resistenz gegen <i>Fusarium oxysporum</i> f. sp. <i>lycopersici</i></b>         | <b>Resistencia a <i>Fusarium oxysporum</i> f. sp. <i>lycopersici</i></b>         |  |               |
| <b>24.1</b><br>(*)       | <b>VG – Race 0 (ex 1)</b>   | <b>– Pathotype 0 (ex 1)</b>  | <b>– Pathotyp 0 (ex 1)</b>   | <b>– Raza 0 (ex 1)</b>   |  |               |
| QL                       | absent  | absente  | fehlend  | ausente  |  | 1             |
|                          | present   | présente   | vorhanden  | presente   | Emperador  | 9             |
| <b>24.2</b><br>(*)       | <b>VG – Race 1 (ex 2)</b>   | <b>– Pathotype 1 (ex 2)</b>  | <b>– Pathotyp 1 (ex 2)</b>   | <b>– Raza 1 (ex 2)</b>   |  |               |
| QL                       | absent  | absente  | fehlend  | ausente  |  | 1             |
|                          | present   | présente   | vorhanden  | presente   | Emperador  | 9             |
| <b>24.3</b><br>(*)       | <b>VG – Race 2 (ex 3)</b>   | <b>– Pathotype 2 (ex 3)</b>  | <b>– Pathotyp 2 (ex 3)</b>   | <b>– Raza 2 (ex 3)</b>   |  |               |
| QL                       | absent  | absente  | fehlend  | ausente  | Emperador  | 1             |
|                          | present   | présente   | vorhanden  | presente   | Colosus  | 9             |
| <b>25.</b><br>(*)<br>(+) | <b>Resistance to <i>Fusarium oxysporum</i> f. sp. <i>radicis-lycopersici</i> (Forl)</b> | <b>Résistance au <i>Fusarium oxysporum</i> f. sp. <i>radicis-lycopersici</i></b> | <b>Resistenz gegen <i>Fusarium oxysporum</i> f. sp. <i>radicis-lycopersici</i></b> | <b>Resistencia a <i>Fusarium oxysporum</i> f. sp. <i>radicis-lycopersici</i></b> |  |               |
| QL                       | absent  | absente  | fehlend  | ausente  | Kemerit  | 1             |
|                          | present   | présente   | vorhanden  | presente   | Emperador  | 9             |
| <b>26.</b><br>(+)        | <b>Resistance to <i>Fulvia fulva</i> (Ff) (ex <i>Cladosporium fulvum</i>)</b>           | <b>Résistance au <i>Fulvia fulva</i> (Ff) (ex <i>Cladosporium fulvum</i>)</b>    | <b>Resistenz gegen <i>Fulvia fulva</i> (Ff) (ex <i>Cladosporium fulvum</i>)</b>    | <b>Resistencia a <i>Fulvia fulva</i> (Ff) (ex <i>Cladosporium fulvum</i>)</b>    |  |               |
| <b>26.1</b>              | <b>VG – Race 0</b>  | <b>– Pathotype 0</b>   | <b>– Pathotyp 0</b>  | <b>– Raza 0</b>  |  |               |
| QL                       | absent  | absente  | fehlend  | ausente  | King Kong  | 1             |
|                          | present   | présente   | vorhanden  | presente   | Bruce  | 9             |
| <b>26.2</b>              | <b>VG – Group A</b>   | <b>– Groupe A</b>  | <b>– Gruppe A</b>  | <b>– Grupo A</b>   |  |               |
| QL                       | absent  | absente  | fehlend  | ausente  | King Kong  | 1             |
|                          | present   | présente   | vorhanden  | presente   | Big Power  | 9             |
| <b>26.3</b>              | <b>VG – Group B</b>   | <b>– Groupe B</b>  | <b>– Gruppe B</b>  | <b>– Grupo B</b>   |  |               |
| QL                       | absent  | absente  | fehlend  | ausente  | King Kong  | 1             |
|                          | present   | présente   | vorhanden  | presente   | Bruce  | 9             |
| <b>26.4</b>              | <b>VG – Group C</b>   | <b>– Groupe C</b>  | <b>– Gruppe C</b>  | <b>– Grupo C</b>   |  |               |
| QL                       | absent  | absente  | fehlend  | ausente  |  | 1             |
|                          | present   | présente   | vorhanden  | presente   | Big Power  | 9             |

|             | English   | français   | deutsch   | español   | Example Varieties<br>Exemples<br>Beispielssorten<br>Variedades ejemplo | Note/<br>Nota |
|-------------|-----------|--|---|---|--|---------------|
| <b>26.5</b> | <b>VG</b> | <b>- Group D</b>   | <b>- Groupe D</b>   | <b>- Gruppe D</b>   | <b>- Grupo D</b>   |               |
| <b>QL</b>   | absent    | absente  | fehlend   | ausente   | King Kong  | 1             |
|             | present   | présente   | vorhanden   | presente  | Bruce  | 9             |
| <b>26.6</b> | <b>VG</b> | <b>- Group E</b>   | <b>- Groupe E</b>   | <b>- Gruppe E</b>   | <b>- Grupo E</b>   |               |
| <b>QL</b>   | absent    | absente  | fehlend   | ausente   | Bruce, King Kong   | 1             |
|             | present   | présente   | vorhanden   | presente  | Big Power  | 9             |
| <b>27.</b>  |           | <b>Resistance to Tomato mosaic virus (ToMV)</b>            | <b>Résistance au virus de la mosaïque de la tomate (ToMV)</b>     | <b>Resistenz gegen das Tomatenmosaikvirus (ToMV)</b>        | <b>Resistencia al virus del mosaico del tomate (ToMV)</b>              |               |
| <b>(+)</b>  |           |  |   |   |  |               |
| <b>27.1</b> | <b>VG</b> | <b>- Strain 0</b>  | <b>- Souche 0</b>   | <b>- Pathotyp 0</b>   | <b>- Cepa 0</b>  |               |
| <b>QL</b>   | absent    | absente  | fehlend   | ausente   |  | 1             |
|             | present   | présente   | vorhanden   | presente  | Emperador  | 9             |
| <b>27.2</b> |           | <b>- Strain 1</b>  | <b>- Souche 1</b>   | <b>- Pathotyp 1</b>   | <b>- Cepa 1</b>  |               |
|             | absent    | absente  | fehlend   | ausente   |  | 1             |
|             | present   | présente   | vorhanden   | presente  |  | 9             |
| <b>27.3</b> |           | <b>- Strain 2</b>  | <b>- Souche 2</b>   | <b>- Pathotyp 2</b>   | <b>- Cepa 2</b>  |               |
|             | absent    | absente  | fehlend   | ausente   |  | 1             |
|             | present   | présente   | vorhanden   | presente  |  | 9             |
| <b>28.</b>  | <b>VG</b> | <b>Resistance to <i>Pyrenochaeta lycopersici</i> (Pl)</b>  | <b>Résistance au <i>Pyrenochaeta lycopersici</i></b>              | <b>Resistenz gegen <i>Pyrenochaeta lycopersici</i></b>      | <b>Resistencia a <i>Pyrenochaeta lycopersici</i></b>                   |               |
| <b>(*)</b>  |           |  |   |   |  |               |
| <b>(+)</b>  |           |  |   |   |  |               |
| <b>QL</b>   | absent    | absente  | fehlend   | ausente   | Zaralto  | 1             |
|             | present   | présente   | vorhanden   | presente  | Emperador  | 9             |
| <b>29.</b>  | <b>VG</b> | <b>Resistance to <i>Stemphylium</i> spp.</b>               | <b>Résistance au <i>Stemphylium</i> spp.</b>                      | <b>Resistenz gegen <i>Stemphylium</i> spp.</b>              | <b>Resistencia a <i>Stemphylium</i> spp.</b>                           |               |
| <b>(+)</b>  |           |  |   |   |  |               |
| <b>QL</b>   | absent    | absente  | fehlend   | ausente   | Big Power  | 1             |
|             | present   | présente   | vorhanden   | presente  | Body   | 9             |
| <b>30.</b>  | <b>VG</b> | <b>Resistance to Tomato yellow leaf curl virus (TYLCV)</b> | <b>Résistance au <i>Tomato yellow leaf curl virus</i> (TYLCV)</b> | <b>Resistenz gegen gelbes Tomatenblattrollvirus (TYLCV)</b> | <b>Resistencia a virus de la hoja en cuchara (TYLCV)</b>               |               |
| <b>(+)</b>  |           |  |   |   |  |               |
| <b>QL</b>   | absent    | absente  | fehlend   | ausente   | Big Power  | 1             |
|             | present   | présente   | vorhanden   | presente  |  | 9             |

|            | English   | français   | deutsch   | español   | Example Varieties<br>Exemples<br>Beispielsorten<br>Variedades ejemplo | Note/<br>Nota |
|------------|-----------|--|---|---|---|---------------|
| <b>31.</b> | <b>VG</b> | <b>Resistance to Tomato spotted wilt virus (TSWV)</b>  | <b>Résistance au Tomato spotted wilt virus (TSWV)</b> | <b>Resistenz gegen das gefleckte Tomatenwelkevirus (TSWV)</b> | <b>Resistencia a Tomato Spotted Wilt Virus (TSWV)</b>                 |               |
| (+)        |           |  |   |   |   |               |
| QL         | absent    | absente  | fehlend   | ausente   | Big Power   | 1             |
|            | present   | présente   | vorhanden   | presente  | Enpower   | 9             |
| <b>32.</b> | <b>VG</b> | <b>Resistance to <i>Oidium neolycopersici</i> (On)</b> | <b>Résistance au <i>Oidium neolycopersici</i></b>     | <b>Resistenz gegen <i>Oidium neolycopersici</i></b>           | <b>Resistencia a <i>Oidium neolycopersici</i></b>                     |               |
| (+)        |           |  |   |   |   |               |
| QL         | absent    | absente  | fehlend   | ausente   |   | 1             |
|            | present   | présente   | vorhanden   | presente  | Multifort   | 9             |

## 8. Explanations on the Table of Characteristics

### 8.1 *Explanations covering several characteristics*

Characteristics containing the following key in the second column of the Table of Characteristics should be examined as indicated below:

- (a) All observations on the plant, stem and leaves should be done after a fruit set on at least five trusses and before ripening of the second truss. Observations should be done before deterioration of the leaves.
- (b) All observations on the fruit should be made on mature fruits from the second or higher truss.
- (c) All observations on the green shoulder and meridian stripes of the fruit should be made on the plant before maturity.

### 8.2 *Explanations for individual characteristics*

#### Ad. 1: Seedling: anthocyanin coloration of hypocotyl



#### Ad. 2: Plant: height

To be observed after a fruit set on 5 nodes

#### Ad. 3: Stem: anthocyanin coloration of upper third

Most of the varieties are classed 1 to 5. Expression of anthocyanin is influenced by day temperature. Under greenhouse conditions, the variation is rather low.

#### Ad. 4: Stem: length of internode

The length of the internode should be observed/measured at one time for the whole trial, e.g. after a fruit set on approximately 5 nodes. The total length of the stem should be observed/measured between the 1st and 4th trusses. In case of measurements, this measure is divided by the number of internodes in between, an indication of the length of the internode is given.

#### Ad. 7: Leaf: size of leaflets

The size of the leaflet should be observed in the middle of the leaf.


Ad. 9: Leaf: glossiness

The glossiness of the leaf should be observed in the middle of the plant.

Ad. 10: Leaf: blistering

Caution is required for confusion between blistering and creasing.  
Blistering is the difference in height of the surface of the leaf between the veins.  
Creasing is independent from the veins. The blistering should be observed in the middle third of the plant.


Ad. 11: Pedicel: length




Ad. 13: Fruit: shape in longitudinal section



1  
flattened



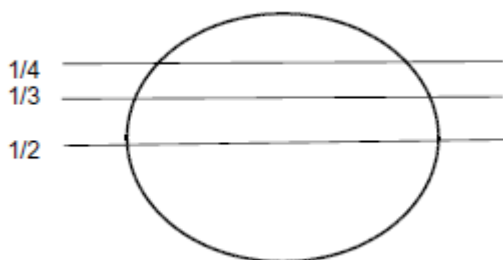
2  
oblate



3  
circular

Ad. 16: Fruit: extent of green shoulder

The gene for green shoulder might not be clearly expressed in some conditions, which is why it is important to have the example variety 'Daniela' to observe the expression of these characteristics.




3: small (1/4)  
5: medium (1/3)  
7: large (1/2)



**Ad. 18 Fruit: conspicuousness of meridian stripes (before maturity)**



**3**  
weak



**5**  
medium



**7**  
strong

**Ad. 21: Autonecrosis**

**Method:**

**Evaluation:** evaluation is done on fully-grown plants

**Execution of test:** autonecrosis can be observed under normal growing conditions.

**Sowing:** normal trial conditions

**Temperature:** normal trial temperatures

**Light:** normal daylight

**Growing method:** no special method necessary

**Duration of test:** 4 - 5 months

**Number of plants tested:** minimum of 20

**Observation of the expression:** A visual survey has to be made on the presence of leaves that show signs of autonecrosis

**Standard varieties:** insensitive: Maxifort  
moderately sensitive: Beaufort  
very sensitive: Body

Ad. 22: Resistance to *Meloidogyne incognita* (Mi)

- |  |  |
|--|--|
| 1. Pathogen .....  | <i>Meloidogyne incognita</i>   |
| 3. Host species .....  | <i>Solanum lycopersicum</i>  |
| 4. Source of inoculum .....  | Naktuinbouw (NL <sup>1</sup> ) or GEVES <sup>2</sup> (F)   |
| 5. Isolate .....   | non-resistance breaking  |
| 6. Establishment isolate identity .....  | use rootstock or tomato standards  |
| 7. Establishment pathogenicity .....   | use susceptible rootstock or tomato standard   |
| 8. Multiplication inoculum   |  |
| 8.2 Multiplication variety .....   | preferably resistant to powdery mildew   |
| 8.3 Plant stage at inoculation .....   | see 10.3   |
| 8.1 Multiplication medium .....  | living plant   |
| 8.5 Inoculation method .....   | see 10.4   |
| 8.6 Harvest of inoculum .....  | root systems are cut with scissors into pieces<br>of about 1 cm length   |
| 8.7 Check of harvested inoculum .....  | visual check for presence of root knots  |
| 8.8 Shelf life/viability inoculum.....   | 1 day  |
| 9. Format of the test  |  |
| 9.1 Number of plants per genotype ....   | 20 plants  |
| 9.2 Number of replicates.....  | Not applicable   |
| 9.3 Control varieties.....   |  |
| Susceptible: .....   | Bruce and ( <i>Solanum lycopersicum</i> ) Clairvil, Casaque Rouge  |
| Moderately resistant : .....   | ( <i>Solanum lycopersicum</i> ) Madyta, "Anahu x Monalbo", Campeon,<br>Madyta, Vinchy                                    |
| Highly resistant: .....  | Emperador and ( <i>Solanum lycopersicum</i> ) Anahu, Anabel  |
| 9.4 Test design .....  | include standard varieties   |
| 9.5 Test facility .....  | greenhouse or climate room   |
| 9.6 Temperature .....  | not over 28° C   |
| 9.7 Light.....   | at least 12 h per day  |
| 10. Inoculation  |  |
| 10.1 Preparation inoculum.....   | small pieces of diseased root mixed with soil<br>mix soil and infested root pieces                                       |
| 10.2 Quantification inoculum .....   | soil: root ratio = 8:1, or depending on experience   |
| 10.3 Plant stage at inoculation .....  | seed, or cotyledons  |
| 10.4 Inoculation method .....  | plants are sown in infested soil or contamination of soil after sowing<br>when plantlets are at cotyledon stage          |
| 10.7 Final observations .....  | 28 to 45 days after inoculation  |
| 11. Observations   |  |
| 11.1 Method.....   | root inspection  |
| 11.2 Observation scale.....  | Symptoms:<br>Galling, root malformation,<br>growth reduction, plant death  |
| 11.3 Validation of test .....  | evaluation of variety resistance should be calibrated with results of<br>resistant and susceptible controls on standards |
| 11.4 Off-types .....   | resistant varieties may have a few plants with a few galls   |
| 12. Interpretation of data in terms of UPOV characteristic states                                    |  |
| Absent (susceptible) .....   | [1] growth strongly reduced, high gall count   |
| Intermediate (moderately resistant).....   | [2] medium growth reduction, medium gall count   |
| Present (highly resistant) .....   | [3] present; no growth reduction, no galls   |
| 13. Critical control points: Avoid rotting of roots; high temperature causes breakdown of resistance |  |

<sup>1</sup> Naktuinbouw; resistantie@naktuinbouw.nl

<sup>2</sup> GEVES; Valerie.GRIMAULT@geves.fr

Ad. 23: Resistance to *Verticillium* sp. (Va and Vd)

|   |  |
|---|--|
| 1. Pathogen   | <i>Verticillium dahliae</i> or <i>Verticillium albo-atrum</i> (see note below)                               |
| 3. Host species   | <i>Solanum lycopersicum</i>  |
| 4. Source of inoculum   | Naktuinbouw <sup>3</sup> (NL) and GEVES <sup>4</sup> (F)   |
| 5. Isolate  | Race 0 (e.g. strain Toreilles 4-1-4-1)   |
| 8. Multiplication inoculum  |  |
| 8.1 Multiplication medium   | Potato Dextrose Agar, Agar Medium "S" of Messiaen  |
| 8.4 Inoculation medium  | water (for scraping agar plates) or Czapek Dox broth (3-7 d-old aerated culture at 20-25°C, in darkness)     |
| 8.6 Harvest of inoculum   | filter through double muslin cloth   |
| 8.7 Check of harvested inoculums                                  | spore count; adjust to 10 <sup>6</sup> per ml  |
| 8.8 Shelf life/viability inoculums                                | 1 d at 4°C   |
| 9. Format of the test   |  |
| 9.1 Number of plants per genotype                                 | 35 seed for 24 plants  |
| 9.2 Number of replicates  | Not applicable   |
| 9.3 Control varieties   |  |
| Susceptible   | ( <i>Solanum lycopersicum</i> ) Flix, Marmande verte, Clarion, Santonio, Anabel                              |
| Resistant   | Big Power and ( <i>Solanum lycopersicum</i> ) Monalbo, Elias, Monalbo x Marmande verte, Daniela, Marmande VR |
| 9.4 Test design   | 20 plants inoculated at least, 2 blanks at least   |
| 9.5 Test facility   | greenhouse or climate room   |
| 9.6 Temperature   | optimal 20-25°C, 20-22°C after inoculation   |
| 9.7 Light   | 12 h or longer   |
| 10. Inoculation   |  |
| 10.1 Preparation inoculums  | aerated, liquid culture (8.4)  |
| 10.2 Quantification inoculums                                     | count spores, adjust to 10 <sup>6</sup> per ml   |
| 10.3 Plant stage at inoculation                                   | cotyledon to 3rd leaf  |
| 10.4 Inoculation method   | roots are immersed for 4 to 15 min in spore suspension.  |
| 10.7 Final observations   | 14-33 d after inoculation  |
| 11. Observations  |  |
| 11.1 Method   | visual   |
| 11.2 Observation scale  | growth retardation, wilting, chlorosis, and vessel browning  |
| 11.3 Validation of test   | evaluation of variety resistance should be calibrated with results of resistant and susceptible controls     |
| 12. Interpretation of data in terms of UPOV characteristic states |  |
| absent  | [1] severe symptoms  |
| present   | [9] no or mild symptoms  |

13. Critical control points

All symptoms may be present in resistant varieties, but the severity will be distinctly less than in susceptible varieties. Usually resistant varieties will show significantly less growth retardation than susceptible varieties. Observation of vessel browning is important for diagnosis. Usually, vessel browning will not extend to the 1<sup>st</sup> leaf in resistant varieties. Many hybrid varieties are heterozygous and appear to have mild symptoms in the biotest.

Note: Resistance to *V. dahliae* based in the *Ve* gene is also effective to *V. albo-atrum*. Isolates of both fungal species may be used to evaluate the UPOV characteristic "Resistance to *V. dahliae*" or *V. albo-atrum* as long as the isolate belongs to the non-*Ve* breaking race 0. Resistance-breaking isolates have been described in both species.

<sup>3</sup> Naktuinbouw: [resistentie@naktuinbouw.nl](mailto:resistentie@naktuinbouw.nl)

<sup>4</sup> GEVES; [Valerie.GRIMAULT@geves.fr](mailto:Valerie.GRIMAULT@geves.fr)

Ad. 24: Resistance to *Fusarium oxysporum* f. sp. *Lycopersici* (Fol)

1. Pathogen *Fusarium oxysporum* f. sp. *lycopersici*
3. Host species ..... *Solanum lycopersicum*
4. Source of inoculum ..... Naktuinbouw<sup>5</sup> (NL) and GEVES<sup>6</sup> (F)
5. Isolate ..... Race 0 (ex 1) (e.g. strains Orange 71 or PRI 20698 or Fol 071 1 (ex 2) (e.g. strains 4152 or PRI40698 or RAF 70 and 2 (ex 3)  
..... Individual strains may vary in pathogenicity
6. Establishment isolate identity ..... use differential varieties (see 9.3)
7. Establishment pathogenicity ..... on susceptible tomato varieties
8. Multiplication inoculum
- 8.1 Multiplication medium ..... Potato Dextrose Agar, Medium "S" of Messiaen
- 8.4 Inoculation medium ..... water for scraping agar plates or Czapek-Dox culture medium (7 d-old aerated culture)
- 8.6 Harvest of inoculum ..... filter through double muslin cloth
- 8.7 Check of harvested inoculum ..... spore count; adjust to 106 per ml
- 8.8 Shelf-life/viability inoculum ..... 4-8 h, keep cool to prevent spore germination
9. Format of the test
- 9.1 Number of plants per genotype ..... at least 20
- 9.2 Number of replicates ..... Not applicable
- 9.3 Control varieties for the test with race 0 (ex 1)
- Susceptible ..... (Solanum lycopersicum) Marmande, Marmande verte, Resal
- Resistant for race 0 only ..... (Solanum lycopersicum) Marporum, Larissa, "Marporum x Marmande verte", Marsol, Anabel
- Resistant for race 0 and 1 ..... (Solanum lycopersicum) Motelle, Gourmet, Mohawk
- Control varieties for the test with race 1 (ex 2)
- Susceptible ..... (Solanum lycopersicum) Marmande verte, Cherry Belle, Roma
- Resistant for race 0 only ..... (Solanum lycopersicum) Marporum, Ranco
- Resistant for race 0 and 1 ..... (Solanum lycopersicum) Tradiro, Odisea
- Remark: Ranco is slightly less resistant than Tradiro
- Control varieties for the test with race 2 (ex 3)
- Susceptible for race 0, 1 and 2 ..... Emperador
- Resistant for race 0, 1 and 2 ..... Colosus
- 9.4 Test design ..... >20 plants; e.g. 35 seeds for 24 plants, including 2 blanks
- 9.5 Test facility ..... glasshouse or climate room
- 9.6 Temperature ..... 24-28°C (severe test, with mild isolate)  
20-24°C (mild test, with severe isolate)
- 9.7 Light ..... 12 hours per day or longer
- 9.8 Season ..... all seasons
- 9.9 Special measures ..... slightly acidic peat soil is optimal;  
keep soil humid but avoid water stress
10. Inoculation
- 10.1 Preparation inoculums ..... aerated Messiaen or PDA or Agar Medium S of Messiaen or Czapek Dox culture or scraping of plates
- 10.2 Quantification inoculums ..... spore count, adjust to 106 spores per ml,  
Lower concentration for a very aggressive isolate
- 10.3 Plant stage at inoculation ..... 10-18 d, cotyledon to first leaf
- 10.4 Inoculation method ..... roots and hypocotyls are immersed in spore suspension  
for 5-15 min; trimming of roots is an option
- 10.7 Final observations ..... 14-21 days after inoculation
11. Observations
- 11.1 Method ..... visual
- 11.2 Observation scale ..... Symptoms:  
growth retardation, wilting, yellowing,  
vessel browning extending above cotyledon
- 11.3 Validation of test ..... evaluation of variety resistance should be calibrated with results of resistant and susceptible controls
12. Interpretation of data in terms of UPOV characteristic states
- |         |     |                     |
|---------|-----|---------------------|
| absent  | [1] | severe symptoms     |
| present | [9] | mild or no symptoms |

<sup>5</sup> Naktuinbouw: resistentie@naktuinbouw.nl

<sup>6</sup> GEVES; Valerie.GRIMAULT@geves.fr

### 13. Critical control points

Test results may vary slightly in inoculum pressure due to differences in isolate, spore concentration, soil humidity and temperature. Standards near borderline R/S will help to compare between labs.

Ad. 25: Resistance to *Fusarium oxysporum* f. sp. *radicis-lycopersici* (Forl)

|   |  |
|---|--|
| 1. Pathogen   | <i>Fusarium oxysporum</i> f. sp. <i>radicis-lycopersici</i>  |
| 3. Host species .....   | <i>Solanum lycopersicum</i>  |
| 4. Source of inoculum .....                                       | Naktuinbouw <sup>7</sup> (NL) and GEVES <sup>8</sup> (F)   |
| 5. Isolate .....  | -  |
| 7. Establishment pathogenicity .....                              | symptoms on susceptible tomato   |
| Multiplication inoculum   |  |
| 8.1 Multiplication medium .....                                   | Potato Dextrose Agar or Medium agar "S" of Messiaen  |
| 8.4 Inoculation medium.....                                       | water for scraping agar plates or<br>Czapek-Dox (7 d-old aerated culture)  |
| 8.6 Harvest of inoculum .....                                     | filter through double muslin cloth   |
| 8.7 Check of harvested inoculum .....                             | spore count; adjust to 10 <sup>6</sup> per ml  |
| 8.8 Shelf life/viability inoculum.....                            | 4-8 h, keep cool to prevent spore germination  |
| 9. Format of the test   |  |
| 9.1 Number of plants per genotype .....                           | at least 20  |
| 9.2 Number of replicates.....                                     | Not applicable   |
| 9.3 Control varieties   |  |
| Susceptible: .....  | Kemerit and ( <i>Solanum lycopersicum</i> ) Motelle, Moneymaker  |
| Resistant: .....  | Emperador and ( <i>Solanum lycopersicum</i> ) Momor, "Momor x<br>Motelle"  |
| Remark: .....   | "Momor x Motelle" has slightly weaker resistance than Momor  |
| 9.4 Test design .....   | >20 plants; e.g. 35 seeds for 24 plants, including 2 blanks  |
| 9.5 Test facility .....   | glasshouse or climate room   |
| 9.6 Temperature .....   | 24-28°C (severe test, with mild isolate)<br>17-24°C (mild test, with severe isolate)   |
| 9.7 Light .....   | at least 12 hours per day  |
| 9.8 Season.....   | all seasons  |
| 9.9 Special measures .....  | slightly acidic peat soil is optimal;<br>keep soil humid but avoid water stress  |
| 10. Inoculation   |  |
| 10.1 Preparation inoculum.....                                    | aerated culture or scraping of plates  |
| 10.2 Quantification inoculum .....                                | spore count, adjust to 10 <sup>6</sup> spores per ml   |
| 10.3 Plant stage at inoculation .....                             | 12-18 d, cotyledon to third leaf   |
| 10.4 Inoculation method .....                                     | roots and hypocotyls are immersed in spore suspension<br>for 5-15 min  |
| 10.7 Final observations .....                                     | 10-21 days after inoculation   |
| 11. Observations  |  |
| 11.1 Method.....  | visual; a few plants are lifted at the end of the test   |
| 11.2 Observation scale .....                                      | Symptoms:<br>Plant death, Growth retardation caused by root degradation<br>Root degradation, Necrotic pinpoint and necrotic lesions on stems |
| 11.3 Validation of test .....                                     | evaluation of variety resistance should be calibrated with results of<br>resistant and susceptible controls                                  |
| 12. Interpretation of data in terms of UPOV characteristic states |  |
| absent  | [1] symptoms   |
| present   | [9] no symptoms  |
| 13. Critical control points                                       | Temperature should never exceed 27°C during the test period;<br>frequent renewal of races may be needed because of loss of pathogenicity     |

<sup>7</sup> Naktuinbouw: resistantie@naktuinbouw.nl

<sup>8</sup> GEVES; Valerie.GRIMAULT@geves.fr

Ad. 26: Resistance to *Fulvia fulva* (Ff) (ex *Cladosporium fulvum*)

1. Pathogen *Fulvia fulva* (ex *Cladosporium fulvum*)
3. Host species ..... *Solanum lycopersicum*
4. Source of inoculum ..... Naktuinbouw<sup>9</sup> (NL) or GEVES<sup>10</sup> (FR)
5. Isolate ..... Race group 0, A, B, C, D, and E
6. Establishment isolate identity ..... with genetically defined differentials from GEVES (FR)  
..... A breaks Cf-2, B Cf-4, C Cf-2&4, D Cf-5, E Cf-2&4&5
7. Establishment pathogenicity ..... symptoms on susceptible tomato
8. Multiplication inoculum .....
- 8.1 Multiplication medium ..... Potato Dextrose Agar or Malt Agar or a synthetic medium
- 8.8 Shelf life/viability inoculum ..... 4 hours, keep cool
9. Format of the test
- 9.1 Number of plants per genotype ..... more than 20
- 9.2 Number of replicates ..... Not applicable
- 9.3 Control varieties
- Susceptible: ..... King Kong and (*Solanum lycopersicum*) Monalbo, Moneymaker
- Resistant for race 0: ..... Bruce and (*Solanum lycopersicum*) Angela, Estrella, Sonatine,  
..... Sonato, Vemone, Vagabond, IVT 1149, Vagabond x IVT 1149,  
..... IVT 1154
- Resistant for race group A: ..... Big Power and (*Solanum lycopersicum*) Angela, Estrella, Sonatine,  
..... Sonato
- Resistant for race group B: ..... Bruce and (*Solanum lycopersicum*) Angela, Estrella, Sonatine,  
..... Sonato, Vemone
- Resistant for race group C: ..... Big Power and (*Solanum lycopersicum*) Angela, Estrella, Sonatine
- Resistant for race group D: ..... Bruce and (*Solanum lycopersicum*) Estrella, Sonatine, Vemone
- Resistant for race group E: ..... Big Power and (*Solanum lycopersicum*) Sonatine, Jadviga, Rhianna,  
..... IVT 1154
- 9.5 Test facility ..... glasshouse or climate room
- 9.6 Temperature ..... day: 22° C, night: 20° or day: 25°C, night 20°C
- 9.7 Light ..... 12 hours or longer
- 9.9 Special measures ..... depending on facility and weather, there may be a need to  
..... raise the humidity  
..... e.g. humidity tent closed 3-4 days after inoculation  
..... and after this, 66% until 80% closed during day, until end
10. Inoculation .....
- 10.1 Preparation inoculum ..... prepare evenly colonized plates, e.g. 1 for 36 plants;  
..... remove spores from plate by scraping with water with Tween20;  
..... filter through double muslin cloth
- 10.2 Quantification inoculum ..... count spores; adjust to 10<sup>5</sup> spores per ml or more
- 10.3 Plant stage at inoculation ..... 19-20 d (incl. 12 d at 24°), 2-3 leaves
- 10.4 Inoculation method ..... spray on dry leaves
- 10.7 Final observations ..... 14 days after inoculation
11. Observations
- 11.1 Method ..... visual inspection of abaxial side of inoculated leaves
- 11.2 Observation scale ..... Symptom: velvety, white spots
- 11.3 Validation of test ..... evaluation of variety resistance should be calibrated with results of  
..... resistant and susceptible controls
- 11.4 Off-types ..... excessively high humidity may cause rugged  
..... brown spots on all leaves
12. Interpretation of data in terms of UPOV characteristic states
- |         |     |             |
|---------|-----|-------------|
| absent  | [1] | symptoms    |
| present | [9] | no symptoms |
13. Critical control points:  
Ff spores have a variable size and morphology. Small spores are also viable.  
Fungal plates will gradually become sterile after 6-10 weeks. Store good culture at -80°C.  
For practical purposes, it is not possible to keep plants longer than 14 days inside a tent.

<sup>9</sup> Naktuinbouw: resistantie@naktuinbouw.nl

<sup>10</sup> GEVES; Valerie.GRIMAULT@geves.fr

Ad. 27: Resistance to Tomato mosaic virus (ToMV)

|   |  |
|---|--|
| 1. Pathogen                             | Tomato mosaic virus  |
| 3. Host species .....                   | <i>Solanum lycopersicum</i>  |
| 4. Source of inoculum .....             | Naktuinbouw <sup>11</sup> (NL) or GEVES <sup>12</sup> (F)  |
| 5. Isolate .....                        | Strain 0 (e.g. isolate INRA Avignon 6-5-1-1) 1 and 2   |
| 6. Establishment isolate identity ..... | genetically defined tomato standards   |
| .....                                   | Mobaci (Tm1), Moperou (Tm2), Momor (Tm2 <sup>2</sup> )   |
| 7. Establishment pathogenicity .....    | on susceptible plant   |
| 8. Multiplication inoculum              |  |
| 8.1 Multiplication medium .....         | living plant   |
| 8.2 Multiplication variety .....        | e.g. Moneymaker, Marmande  |
| 8.7 Check of harvested inoculum .....   | option: on <i>Nicotiana tabacum</i> "Xanthi",  |
| .....                                   | check lesions after 2 days   |
| 8.8 Shelf life/viability inoculum.....  | fresh>1 day, desiccated>1year  |
| 9. Format of the test                   |  |
| 9.1 Number of plants per genotype ..... | at least 20  |
| 9.2 Number of replicates .....          | Not applicable   |
| 9.3 Control varieties                   |  |
| Susceptible .....                       | ( <i>Solanum lycopersicum</i> ) Marmande, Monalbo  |
| Resistant for ToMV: 0 and 2 .....       | ( <i>Solanum lycopersicum</i> ) Mobaci   |
| Resistant for ToMV: 0 and 1 .....       | ( <i>Solanum lycopersicum</i> ) Moperou  |
| Resistant with necrosis .....           | ( <i>Solanum lycopersicum</i> ) "Monalbo x Momor"  |
| Resistant.....                          | ( <i>Solanum lycopersicum</i> ) Gourmet  |
| 9.4 Test design .....                   | blank treatment with PBS and carborundum or similar buffer   |
| 9.5 Test facility .....                 | Glasshouse or climate room   |
| 9.6 Temperature .....                   | 24 to 26°C   |
| 9.7 Light .....                         | 12 hours or longer   |
| 9.8 Season.....                         | symptoms are more pronounced in summer   |
| 10. Inoculation                         |  |
| 10.1 Preparation inoculum.....          | 1 g leaf with symptoms with 10 ml PBS or similar buffer  |
| .....                                   | Homogenize, add carborundum to buffer (1 g/30ml)   |
| 10.3 Plant stage at inoculation .....   | cotyledons or 2 leaves   |
| 10.4 Inoculation method .....           | gentle rubbing   |
| 10.7 Final observations .....           | 11-21 days after inoculation   |
| 11. Observations                        |  |
| 11.1 Method.....                        | visual   |
| 11.2 Observation scale .....            | Symptoms of susceptibility:  |
| .....                                   | Mosaic in top, leaf malformation   |
| .....                                   | Symptoms of resistance (based on hypersensitivity):  |
| .....                                   | Local Necrosis, Top necrosis, Systemic Necrosis  |
| 11.3 Validation of test .....           | evaluation of variety resistance should be calibrated with results of resistant and susceptible controls |

Remark: in some heterozygous varieties a variable proportion of plants may have severe systemic necrosis or some necrotic spots while the other plants have no symptoms. This proportion may vary between experiments

12. Interpretation of data in terms of UPOV characteristic states

|         |     |   |
|---------|-----|---|
| absent  | [1] | symptoms of susceptibility                            |
| present | [9] | no symptoms, or symptoms of hypersensitive resistance |

13. Critical control points:

Temperature and light may influence the development of necrosis. More light means more necrosis. At temperatures above 26°C the resistance may break down.

Resistant heterozygous varieties may have symptomless plants and plants with severe necrosis; in spite of apparent segregation the sample may be evaluated as uniform for resistance

Remark ..... Strain INRA Avignon 6-5-1-1 is recommended for ToMV: 0. This strain causes a striking yellow Aucuba mosaic

<sup>11</sup> Naktuinbouw: resistantie@naktuinbouw.nl

<sup>12</sup> GEVES: Valerie.GRIMAULT@geves.fr



Ad. 28: Resistance to *Pyrenochaeta lycopersici* (PI)

- |   |   |
|---|---|
| 1. Pathogen   | <i>Pyrenochaeta lycopersici</i>   |
| 3. Host species .....   | <i>Solanum lycopersicum</i>   |
| 4. Source of inoculum .....                                       | -   |
| 5. Isolate .....  | -   |
| 7. Establishment pathogenicity .....                              | biotest   |
| 8. Multiplication inoculum  |   |
| 8.1 Multiplication medium .....                                   | V8 Agar   |
| 8.2 Multiplication variety .....                                  | susceptible tomato variety  |
| 8.3 Plant stage at inoculation .....                              | seed  |
| 8.4 Inoculation medium.....                                       | mixture of soil, e.g. (70%), sand (20%) and inoculum (10.1) (10%)   |
| .....   | or soil mixed with diseased roots cut to small pieces   |
| 8.5 Inoculation method .....                                      | sowing, or transplanting at fruit maturity  |
| 8.6 Harvest of inoculum .....                                     | diseased roots are harvested after 2-4 months   |
| 8.7 Check of harvested inoculum .....                             | visual inspection of lesions on roots   |
| 8.8 Shelf-life/viability inoculum .....                           | the fungus will not die quickly, but may lose its pathogenicity within a week after isolation on an agar medium |
| 9. Format of the test   |   |
| 9.1 Number of plants per genotype .....                           | 20  |
| 9.2 Number of replicates.....                                     | Not applicable  |
| 9.3 Control varieties.....  |   |
| susceptible:.....   | Zeralto and ( <i>Solanum lycopersicum</i> ) Montfavet H 63.5  |
| resistant: .....  | Emperador and ( <i>Solanum lycopersicum</i> ) Kyndia, Moboglan, Pyrella   |
| .....   |   |
| 9.5 Test facility .....   | greenhouse or climate cell  |
| 9.6 Temperature .....   | day 24°C, night 14°C  |
| 9.7 Light .....   | 12 h minimum  |
| 10. Inoculation   |   |
| 10.1 Preparation inoculum.....                                    | e.g. double-autoclaved mixture of soil with 10% oatmeal added   |
| .....   | e.g. Incubate for 10-14 d at 20°C with occasional, repeated turning   |
| 10.3 Plant stage at inoculation .....                             | 6 weeks   |
| 10.4 Inoculation method .....                                     | transplanting into mixture of soil, sand and inoculum (8.4)   |
| .....   | or soil mixed with diseased roots cut to small pieces   |
| .....   | or naturally infected soil  |
| 10.7 Final observations .....                                     | 6-8 weeks after transplanting (flowering plant)   |
| 11. Observations  |   |
| 11.1 Method.....  | visual  |
| 11.2 Observation scale .....                                      | Symptoms: brown lesions on roots  |
| 11.3 Validation of test .....                                     | evaluation of variety resistance should be calibrated with results of resistant and susceptible controls        |
| 12. Interpretation of data in terms of UPOV characteristic states |   |
| absent  | [1] symptoms  |
| present   | [9] no symptoms   |
| 13. Critical control points:                                      |   |
- The fungus loses its pathogenicity quickly after isolation on an agar medium. It is advisable to keep the isolate alive on living plants.

Ad. 29: Resistance to *Stemphylium* spp. (Ss)

|   |   |
|---|---|
| 1. Pathogen   | <i>Stemphylium</i> spp. e.g. <i>Stemphylium solani</i> (see note below)   |
| 3. Host species .....   | <i>Solanum lycopersicum</i>   |
| 4. Source of inoculum .....                                       | GEVES (Fr)  |
| 5. Isolate .....  | -   |
| 7. Establishment pathogenicity .....                              | biotest   |
| 8. Multiplication inoculum  |   |
| 8.1 Multiplication medium .....                                   | PDA (12 hours per day under near-ultraviolet light to induce sporulation) or V8   |
| 9. Format of the test   |   |
| 9.1 Number of plants per genotype .....                           | 20 at least   |
| 9.2 Number of replicates .....                                    | Not applicable  |
| 9.3 Control varieties .....                                       |   |
| Susceptible: .....  | Big Power and ( <i>Solanum lycopersicum</i> ) Monalbo   |
| Resistant: .....  | Body and ( <i>Solanum lycopersicum</i> ) Motelle, F1 Motelle x Monalbo  |
| 9.5 Test facility .....   | greenhouse or climate cell  |
| 9.6 Temperature .....   | 24°C  |
| 9.7 Light .....   | 12 hours minimum  |
| 9.9 Special measures .....  | incubation in tunnel with 100 % relative humidity or humidity tent closed 5 days after inoculation, after this, 80% until end |
| 10. Inoculation   |   |
| 10.1 Preparation inoculum .....                                   | sporulating plates (8.1) are scraped and air-dried overnight  |
| .....   | The next day plates are soaked and stirred for 30 min   |
| .....   | in a beaker with demineralized water, or sporulating plates are scraped with water with Tween                                 |
| .....   | The spore suspension is sieved through a double layer of muslin.  |
| 10.2 Quantification inoculum .....                                | $5 \cdot 10^3 - 10^5$ spores per ml   |
| 10.3 Plant stage at inoculation .....                             | 20-22 days (three expanded leaves)  |
| 10.4 Inoculation method .....                                     | spraying  |
| 10.7 Final observations .....                                     | 4 -10days after inoculation   |
| 11. Observations  |   |
| 11.1 Method .....   | visual  |
| 11.2 Observation scale .....                                      | Symptoms:   |
| .....   | necrotic lesions on cotyledons and leaves;  |
| .....   | yellowing of leaves   |
| 11.3 Validation of test .....                                     | evaluation of variety resistance should be calibrated with results of resistant and susceptible controls                      |
| 12. Interpretation of data in terms of UPOV characteristic states |   |
| absent  | [1] symptoms (11.2)   |
| present   | [9] no symptoms, or less than resistant standard  |
| 13. Critical control points: .....                                | 8.1 and 10.1  |

Note: Some isolates of *Stemphylium* cannot be classified easily as either *Stemphylium solani* or a related species. These *Stemphylium* isolates may still be useful for identifying resistance to *Stemphylium solani*.

Ad. 30: Resistance to Tomato yellow leaf curl virus (TYLCV)

- |   |  |
|---|--|
| 1. Pathogen   | Tomato yellow leaf curl virus (see note below)   |
| 2. Quarantine status .....  | yes  |
| 3. Host species .....   | <i>Solanum lycopersicum</i>  |
| 4. Source of inoculum .....                                       | -  |
| 5. Isolate .....  | -  |
| 8. Multiplication inoculum  |  |
| 8.6 Harvest of inoculum .....                                     | symptomatic leaves may be stored at -70°C  |
| 9. Format of the test   |  |
| 9.1 Number of plants per genotype .....                           | 20   |
| 9.2 Number of replicates .....                                    | Not applicable   |
| 9.3 Control varieties   |  |
| Susceptible: .....  | ( <i>Solanum lycopersicum</i> ) Montfavet H 63.5   |
| Resistant: .....  | ( <i>Solanum lycopersicum</i> ) TY 20, Anastasia, Mohawk   |
| 9.5 Test facility .....   | field with natural disease pressure  |
| 9.9 Special measures .....  | prevent spread of white-flies  |
| 10. Inoculation   |  |
| 10.3 Plant stage at inoculation .....                             | 6-12 weeks (adult plants)  |
| 10.4 Inoculation method .....                                     | vector ( <i>Bemisia</i> white-flies carrying TYLCV)  |
| 10.7 Final observations .....                                     | 1-2 months after inoculation   |
| 11. Observations  |  |
| 11.1 Method .....   | visual   |
| 11.2 Observation scale .....                                      | Symptoms: leaf yellowing and curling   |
| 11.3 Validation of test .....                                     | evaluation of variety resistance should be calibrated with results of resistant and susceptible controls |
| 12. Interpretation of data in terms of UPOV characteristic states |  |
| absent  | [1] severe symptoms  |
| present   | [9] no or mild symptoms  |
| 13. Critical control points:                                      |  |
- TYLCV is endemic in many tropical and subtropical areas and has a quarantine status in many countries with a temperate climate. TYLCV is on the EPPO alert list. Some TYLCV resistant varieties may be susceptible to the closely related virus Tomato yellow leaf curl Sardinia virus (TYLCSV).

Ad. 31: Resistance to Tomato spotted wilt virus (TSWV)

1. Pathogen Tomato spotted wilt virus (see note below)
2. Quarantine status ..... yes (see note below)
3. Host species ..... *Solanum lycopersicum*
4. Source of inoculum ..... Naktuinbouw<sup>13</sup> (NL), GEVES (FR)
5. Isolate ..... race 0, preferably a thrips-transmission deficient variant
7. Establishment pathogenicity ..... biotest
8. Multiplication inoculum
- 6 Harvest of inoculum ..... symptomatic leaves may be stored at -70°C
9. Format of the test
- 9.1 Number of plants per genotype ..... 20
- 9.2 Number of replicates ..... Not applicable
- 9.3 Control varieties
- Susceptible: ..... Big Power and (*Solanum lycopersicum*) Monalbo, Momor,  
..... Montfavet H 63.5
- Resistant: ..... Enpower and (*Solanum lycopersicum*) Tsunami, Bodar, Mospomor,  
..... Lisboa
- 9.5 Test facility ..... glasshouse or climatic chamber
- 9.6 Temperature ..... 20°C
- 9.7 Light ..... 12 hours or longer
- 9.9 Special measures ..... prevent or combat thrips
10. Inoculation
- 10.1 Preparation inoculum ..... press symptomatic leaves in ice-cold buffer  
..... 0,01 M PBS, pH 7.4, with 0,01 M sodium sulfite or similar buffer  
..... Option: sieve the leaf sap through double muslin
- 10.3 Plant stage at inoculation ..... one or two expanded leaves
- 10.4 Inoculation method ..... mechanical, rubbing with carborundum on cotyledons, inoculum  
..... suspension < 10° C
- 10.7 Final observations ..... 7-21 days after inoculation
11. Observations
- 11.1 Method ..... visual
- 11.2 Observation scale ..... Symptoms: top mosaic, bronzing, various malformations, necrosis
- 11.3 Validation of test ..... evaluation of variety resistance should be calibrated with results of  
..... resistant and susceptible controls
12. Interpretation of data in terms of UPOV characteristic states  
absent [1] symptoms  
present [9] no symptoms
13. Critical control points:  
TSWV has a quarantine status in some countries. TSWV is transmitted by *Thrips tabaci* and Western flower thrips (*Frankliniella occidentalis*). Pathotype 0 is defined by its inability to break resistance in tomato varieties carrying the resistance gene Sw-5.

---

<sup>13</sup> Naktuinbouw: resistentie@naktuinbouw.nl

Ad. 32: Resistance to *Oidium neolycopersici* (On)

|   |  |
|---|--|
| 1. Pathogen   | <i>Oidium neolycopersici</i> (Powdery mildew)  |
| 3. Host species .....   | <i>Solanum lycopersicum</i>  |
| 4. Source of inoculum .....                                       | -  |
| 5. Isolate  | see remark under 13  |
| 7. Establishment pathogenicity .....                              | biotest  |
| 8. Multiplication inoculum  |  |
| 8.1 Multiplication medium .....                                   | plant  |
| 8.3 Plant stage at inoculation .....                              | 24°C during the day; 18°C during the night   |
| 8.4 Inoculation medium .....                                      | water  |
| 8.5 Inoculation method .....                                      | see 10.4   |
| 8.6 Harvest of inoculum .....                                     | by washing off   |
| 8.7 Check of harvested inoculum .....                             | check for contaminants under microscope  |
| 8.8 Shelf-life/viability inoculum .....                           | 1-2 hours  |
| 9. Format of the test   |  |
| 9.1 Number of plants per genotype .....                           | 20   |
| 9.2 Number of replicates .....                                    | Not applicable   |
| 9.3 Control varieties .....                                       |  |
| Susceptible: .....  | ( <i>Solanum lycopersicum</i> ) Momor, Montfavet H 63.5  |
| Resistant tomato: .....   | Multifort and ( <i>Solanum lycopersicum</i> ) Atlanta, Romiro, PI-247087                                 |
| 9.5 Test facility .....   | glasshouse   |
| 9.6 Temperature .....   | 20°C or 18/24°C  |
| 9.7 Light .....   | 12 hours   |
| 10. Inoculation   |  |
| 10.1 Preparation inoculum .....                                   | collect spores in water  |
| 10.2 Quantification inoculum .....                                | 10 <sup>4</sup> conidia/ml   |
| 10.3 Plant stage at inoculation .....                             | 3 weeks  |
| 10.4 Inoculation method .....                                     | by spraying on leaves or dredging of leaves  |
| 10.7 Final observations .....                                     | 7-18 days after inoculation  |
| 11. Observations  |  |
| 11.1 Method .....   | visual   |
| 11.2 Observation scale .....                                      | 0. no sporulation  |
| .....   | 1. necrotic points and sometimes locally restricted sporulation  |
| .....   | 2. moderate sporulation  |
| .....   | 3. abundant sporulation  |
| 11.3 Validation of test .....                                     | evaluation of variety resistance should be calibrated with results of resistant and susceptible controls |
| 12. Interpretation of data in terms of UPOV characteristic states |  |
| Absent  | .... [1] Moderate or abundant sporulation  |
| Present   | .. [9] No or restricted sporulation  |

13. Critical control points:

Resistance-breaking isolates should be avoided. Resistance to *O. neolycopersici* is usually race-specific. However, as long as a differential series of tomato genotypes with well defined resistances is lacking, it will remain hard to conclude that different races of *O. neolycopersici* exist.

## 9. Literature

Arens P., Mansilla C., Deinum D., Cavellini L., Moretti A., Rolland S., van der Schoot H., Calvache D., Ponz F., Collonnier C., Mathis R., Smilde D., Caranta C., Vosman B., 2010. [Development and evaluation of robust molecular markers linked to disease resistance in tomato for distinctness, uniformity and stability testing.](#) Theoretical and applied genetics. 120(3): 655-64

Kjellberg, L., 1973: Sortundersökningar av tomat enligt UPOV, Swedish University of Agricultural Sciences, Research Information Centre, Alnarp Trädgård 162, SE.

Laterrot, H., 1990: Situation de la lutte génétique contre les parasites de la Tomate dans les pays méditerranéens, P.H.M. Revue Horticole, No. 303, January 1990.

Laterrot, H., 1982: L'argentine de la Tomate, P.H.M. Revue Horticole, No. 225, March 1982.

[http://www.worldseed.org/isf/pathogen\\_coding\\_3.html](http://www.worldseed.org/isf/pathogen_coding_3.html) (International Seed Federation (ISF), Trade Issues, Phytosanitary Matters, Pathogen coding, Strain Denomination, Differential sets)

10. Technical Questionnaire

|   |  |   |
|---|--|---|
| TECHNICAL QUESTIONNAIRE   | Page {x} of {y}  | Reference Number:   |
|   |  | Application date:<br>(not to be filled in by the applicant) |
| TECHNICAL QUESTIONNAIRE<br>to be completed in connection with an application for plant breeders' rights |  |   |
| 1. Subject of the Technical Questionnaire   |  |   |
| 1.1 Botanical name  | <input type="text" value="Solanum lycopersicum L. x Solanum habroichaites S. Knapp &amp; D.M. Spooner"/> |   |
| 1.2 Common name   | <input type="text" value="Tomato rootstocks"/>   |   |
| 2. Applicant  |  |   |
| Name  | <input type="text"/>   |   |
| Address   | <input type="text"/>   |   |
| Telephone No.   | <input type="text"/>   |   |
| Fax No.   | <input type="text"/>   |   |
| E-mail address  | <input type="text"/>   |   |
| Breeder (if different from applicant)   | <input type="text"/>   |   |
| 3. Proposed denomination and breeder's reference  |  |   |
| Proposed denomination<br>(if available)   | <input type="text"/>   |   |
| Breeder's reference   | <input type="text"/>   |   |

#4. Information on the breeding scheme and propagation of the variety

4.1 Method of propagating the variety

4.1.1 Seed-propagated varieties

- (a) Self-pollination [ ]
  - (b) Cross-pollination
    - (i) population [ ]
    - (ii) synthetic variety [ ]
  - (c) Hybrid [ ]
  - (d) Other [ ]
- (please provide details)

[ ]

4.1.2 Vegetative propagation

- (a) cuttings [ ]
- (b) *in vitro* propagation [ ]
- (c) other (state method) [ ]

[ ]

# Authorities may allow certain of this information to be provided in a confidential section of the Technical Questionnaire.



|                         |                 |                   |
|-------------------------|-----------------|-------------------|
| TECHNICAL QUESTIONNAIRE | Page {x} of {y} | Reference Number: |
|-------------------------|-----------------|-------------------|

5. Characteristics of the variety to be indicated (the number in brackets refers to the corresponding characteristic in Test Guidelines; please mark the note which best corresponds).

| Characteristics  | Example Varieties | Note |
|--|-------------------|------|
| <b>5.1 Fruit: shape in longitudinal section (13)</b>                       |                   |      |
| flattened  | He-Wolf           | 1[ ] |
| oblate   | Gladiator         | 2[ ] |
| circular   | Maxifort          | 3[ ] |
| <b>5.2 Fruit: number of locules (14)</b>                                   |                   |      |
| only two   | Maxifort          | 1[ ] |
| two and three  |                   | 2[ ] |
| <b>5.3 Fruit: green shoulder (15)</b>                                      |                   |      |
| absent   |                   | 1[ ] |
| present  | Maxifort          | 9[ ] |
| <b>5.4 Fruit: color at maturity (19)</b>                                   |                   |      |
| green  | Big Force         | 1[ ] |
| yellowish  | Vigomax           | 2[ ] |
| orangish   | Titron            | 3[ ] |
| reddish  | Brigeor           | 4[ ] |
| <b>5.5 Resistance to <i>Meloidogyne incognita</i> (22)</b>                 |                   |      |
| susceptible  | Bruce             | 1[ ] |
| moderately resistant   |                   | 2[ ] |
| highly resistant   | Emperador         | 3[ ] |
| <b>5.6 Resistance to <i>Verticillium</i> sp. (VA and VD) - Race 0 (23)</b> |                   |      |
| absent   |                   | 1[ ] |
| present  | Big Power         | 9[ ] |

|                         |                 |                   |
|-------------------------|-----------------|-------------------|
| TECHNICAL QUESTIONNAIRE | Page {x} of {y} | Reference Number: |
|-------------------------|-----------------|-------------------|

| Characteristics  | Example Varieties | Note |
|--|-------------------|------|
| <b>5.7 Resistance to <i>Fusarium oxysporum</i> f.sp. <i>Lycopersici</i> (FOL)</b><br><b>(24)</b>           |                   |      |
| <b>5.8 Race 0 (ex 1)</b><br><b>(24.1)</b>  |                   |      |
| absent   |                   | 1[ ] |
| present  | Emperador         | 9[ ] |
| <b>5.9 Race 1 (ex 2)</b><br><b>(24.2)</b>  |                   |      |
| absent   |                   | 1[ ] |
| present  | Emperador         | 9[ ] |
| <b>5.10 Race 2 (ex 3)</b><br><b>(24.3)</b>   |                   |      |
| absent   | Emperador         | 1[ ] |
| present  | Colosus           | 9[ ] |
| <b>5.11 Resistance to <i>Fusarium oxysporum</i> f.sp. <i>radicis-lycopersici</i> (Forl)</b><br><b>(25)</b> |                   |      |
| absent   | Kemerit           | 1[ ] |
| present  | Emperador         | 9[ ] |

|                         |                 |                   |
|-------------------------|-----------------|-------------------|
| TECHNICAL QUESTIONNAIRE | Page {x} of {y} | Reference Number: |
|-------------------------|-----------------|-------------------|

6. Similar varieties and differences from these varieties

*Please use the following table and box for comments to provide information on how your candidate variety differs from the variety (or varieties) which, to the best of your knowledge, is (or are) most similar. This information may help the examination authority to conduct its examination of distinctness in a more efficient way.*

| Denomination(s) of variety(ies) similar to your candidate variety | Characteristic(s) in which your candidate variety differs from the similar variety(ies) | Describe the expression of the characteristic(s) for the <b>similar</b> variety(ies) | Describe the expression of the characteristic(s) for <b>your</b> candidate variety |
|---|---|--|--|
| He-Wolf   | Fruit: shape in longitudinal section  | slightly flattened   | circular   |
|   |   |  |  |
|   |   |  |  |
|   |   |  |  |

Comments:

|                         |                 |                   |
|-------------------------|-----------------|-------------------|
| TECHNICAL QUESTIONNAIRE | Page {x} of {y} | Reference Number: |
|-------------------------|-----------------|-------------------|

#7. Additional information which may help in the examination of the variety

7.1 In addition to the information provided in sections 5 and 6, are there any additional characteristics which may help to distinguish the variety?

Yes [ ] No [ ]

(If yes, please provide details)

7.2 Are there any special conditions for growing the variety or conducting the examination?

Yes [ ] No [ ]

(If yes, please provide details)

7.3 Other information

8. Authorization for release

(a) Does the variety require prior authorization for release under legislation concerning the protection of the environment, human and animal health?

Yes [ ] No [ ]

(b) Has such authorization been obtained?

Yes [ ] No [ ]

If the answer to (b) is yes, please attach a copy of the authorization.

---

# Authorities may allow certain of this information to be provided in a confidential section of the Technical Questionnaire.

|                         |                 |                   |
|-------------------------|-----------------|-------------------|
| TECHNICAL QUESTIONNAIRE | Page {x} of {y} | Reference Number: |
|-------------------------|-----------------|-------------------|

9. Information on plant material to be examined or submitted for examination.

9.1 The expression of a characteristic or several characteristics of a variety may be affected by factors, such as pests and disease, chemical treatment (e.g. growth retardants or pesticides), effects of tissue culture, different rootstocks, scions taken from different growth phases of a tree, etc.

9.2 The plant material should not have undergone any treatment which would affect the expression of the characteristics of the variety, unless the competent authorities allow or request such treatment. If the plant material has undergone such treatment, full details of the treatment must be given. In this respect, please indicate below, to the best of your knowledge, if the plant material to be examined has been subjected to:

- |   |         |        |
|---|---------|--------|
| (a) Microorganisms (e.g. virus, bacteria, phytoplasma)    | Yes [ ] | No [ ] |
| (b) Chemical treatment (e.g. growth retardant, pesticide) | Yes [ ] | No [ ] |
| (c) Tissue culture  | Yes [ ] | No [ ] |
| (d) Other factors   | Yes [ ] | No [ ] |

Please provide details for where you have indicated "yes".

.....

10. I hereby declare that, to the best of my knowledge, the information provided in this form is correct:

Applicant's name

Signature

Date

[End of document]