

UPOV

TG/166/4(proj.1)

ORIGINAL: English

DATE: 2011-06-28

INTERNATIONAL UNION FOR THE PROTECTION OF NEW VARIETIES OF PLANTS

GENEVA

DRAFT

OPIUM/SEED POPPY *

(UPOV Code: PPAV_SOM)

Papaver somniferum L.

GUIDELINES

FOR THE CONDUCT OF TESTS

FOR DISTINCTNESS, UNIFORMITY AND STABILITY

*prepared by an expert from Hungary**to be considered by the**Technical Working Party for Vegetables**at its forty fifth session, to be held in Monterey, California, United States of America,
from July 25 to 29, 2011*

Alternative Names: *

<i>Botanical name</i>	<i>English</i>	<i>French</i>	<i>German</i>	<i>Spanish</i>
<i>Papaver somniferum L.</i>	Opium/Seed Poppy	Œillette, Pavot	Mohn, Schlafmohn	Adormidera, Amapola

The purpose of these guidelines ("Test Guidelines") is to elaborate the principles contained in the General Introduction (document TG/1/3), and its associated TGP documents, into detailed practical guidance for the harmonized examination of distinctness, uniformity and stability (DUS) and, in particular, to identify appropriate characteristics for the examination of DUS and production of harmonized variety descriptions.

ASSOCIATED DOCUMENTS

These Test Guidelines should be read in conjunction with the General Introduction and its associated TGP documents.

*

These names were correct at the time of the introduction of these Test Guidelines but may be revised or updated. [Readers are advised to consult the UPOV Code, which can be found on the UPOV Website (www.upov.int), for the latest information.]

<u>TABLE OF CONTENTS</u>	<u>PAGE</u>
1. SUBJECT OF THESE TEST GUIDELINES	3
2. MATERIAL REQUIRED	3
3. METHOD OF EXAMINATION	3
3.1 Number of Growing Cycles	3
3.2 Testing Place	3
3.3 Conditions for Conducting the Examination.....	3
3.4 Test Design.....	4
3.5 Additional Tests	4
4. ASSESSMENT OF DISTINCTNESS, UNIFORMITY AND STABILITY	4
4.1 Distinctness	4
4.2 Uniformity.....	5
4.3 Stability	5
5. GROUPING OF VARIETIES AND ORGANIZATION OF THE GROWING TRIAL.....	6
6. INTRODUCTION TO THE TABLE OF CHARACTERISTICS.....	6
6.1 Categories of Characteristics.....	6
6.2 States of Expression and Corresponding Notes	6
6.3 Types of Expression.....	7
6.4 Example Varieties	7
6.5 Legend.....	8
7. TABLE OF CHARACTERISTICS/TABLEAU DES CARACTÈRES/MERKMALSTABELLE/TABLA DE CARACTERES	9
8. EXPLANATIONS ON THE TABLE OF CHARACTERISTICS	21
8.1 Explanations covering several characteristics	21
8.2 Explanations for individual characteristics	21
9. LITERATURE	32
10. TECHNICAL QUESTIONNAIRE	33

yellow highlighted: changes made by the Leading expert to the previous draft

1. Subject of these Test Guidelines

These Test Guidelines apply to all varieties of *Papaver somniferum* L. excluding ornamental varieties.

2. Material Required

2.1 The competent authorities decide on the quantity and quality of the plant material required for testing the variety and when and where it is to be delivered. Applicants submitting material from a State other than that in which the testing takes place must ensure that all customs formalities and phytosanitary requirements are complied with.

2.2 The material is to be supplied in the form of seed.

2.3 The minimum quantity of plant material, to be supplied by the applicant, should be:

100 g of seed

The seed should meet the minimum requirements for germination, species and analytical purity, health and moisture content, specified by the competent authority. In cases where the seed is to be stored, the germination capacity should be as high as possible and should be stated by the applicant.

2.4 The plant material supplied should be visibly healthy, not lacking in vigor, nor affected by any important pest or disease.

2.5 The plant material should not have undergone any treatment which would affect the expression of the characteristics of the variety, unless the competent authorities allow or request such treatment. If it has been treated, full details of the treatment must be given.

3. Method of Examination

3.1 *Number of Growing Cycles*

The minimum duration of tests should normally be two independent growing cycles.

3.2 *Testing Place*

Tests are normally conducted at one place. In the case of tests conducted at more than one place, guidance is provided in TGP/9 "Examining Distinctness".

3.3 *Conditions for Conducting the Examination*

3.3.1 The tests should be carried out under conditions ensuring satisfactory growth for the expression of the relevant characteristics of the variety and for the conduct of the examination.

3.3.2 The optimum stage of development for the assessment of each characteristic is indicated by a number in the second column of the Table of Characteristics. The stages of development denoted by each number are described in Chapter 8.1

3.4 *Test Design*

Each test should be designed to result in a total of at least 200 plants, which should be divided between at least two replicates.

3.5 *Additional Tests*

Additional tests, for examining relevant characteristics, may be established.

4. Assessment of Distinctness, Uniformity and Stability

4.1 *Distinctness*

4.1.1 General Recommendations

It is of particular importance for users of these Test Guidelines to consult the General Introduction prior to making decisions regarding distinctness. However, the following points are provided for elaboration or emphasis in these Test Guidelines.

4.1.2 Consistent Differences

The differences observed between varieties may be so clear that more than one growing cycle is not necessary. In addition, in some circumstances, the influence of the environment is not such that more than a single growing cycle is required to provide assurance that the differences observed between varieties are sufficiently consistent. One means of ensuring that a difference in a characteristic, observed in a growing trial, is sufficiently consistent is to examine the characteristic in at least two independent growing cycles.

4.1.3 Clear Differences

Determining whether a difference between two varieties is clear depends on many factors, and should consider, in particular, the type of expression of the characteristic being examined, i.e. whether it is expressed in a qualitative, quantitative, or pseudo-qualitative manner. Therefore, it is important that users of these Test Guidelines are familiar with the recommendations contained in the General Introduction prior to making decisions regarding distinctness.

4.1.4 Number of Plants / Parts of Plants to be Examined

Unless otherwise indicated, for the purposes of distinctness, all observations on single plants should be made on 20 plants or parts taken from each of 20 plants and any other observations made on all plants in the test, disregarding any off-type plants.

4.1.5 Method of Observation

The recommended method of observing the characteristic for the purposes of distinctness is indicated by the following key in the second column of the Table of Characteristics (see document TGP/9 “Examining Distinctness”, Section 4 “Observation of characteristics”):

- MG: single measurement of a group of plants or parts of plants
MS: measurement of a number of individual plants or parts of plants
VG: visual assessment by a single observation of a group of plants or parts of plants
VS: visual assessment by observation of individual plants or parts of plants

Type of observation: visual (V) or measurement (M)

“Visual” observation (V) is an observation made on the basis of the expert’s judgment. For the purposes of this document, “visual” observation refers to the sensory observations of the experts and, therefore, also includes smell, taste and touch. Visual observation includes observations where the expert uses reference points (e.g. diagrams, example varieties, side-by-side comparison) or non-linear charts (e.g. color charts). Measurement (M) is an objective observation against a calibrated, linear scale e.g. using a ruler, weighing scales, colorimeter, dates, counts, etc.

Type of record: for a group of plants (G) or for single, individual plants (S)

For the purposes of distinctness, observations may be recorded as a single record for a group of plants or parts of plants (G), or may be recorded as records for a number of single, individual plants or parts of plants (S). In most cases, “G” provides a single record per variety and it is not possible or necessary to apply statistical methods in a plant-by-plant analysis for the assessment of distinctness.”

In cases where more than one method of observing the characteristic is indicated in the Table of Characteristics (e.g. VG/MG), guidance on selecting an appropriate method is provided in document TGP/9, Section 4.2.

4.2 *Uniformity*

4.2.1 It is of particular importance for users of these Test Guidelines to consult the General Introduction prior to making decisions regarding uniformity. However, the following points are provided for elaboration or emphasis in these Test Guidelines:

4.2.2 For the assessment of uniformity of self pollinated varieties, a population standard of 2 % and an acceptance probability of at least 95 % should be applied. In the case of a sample size of 200 plants, 7 off-types are allowed.

4.3 *Stability*

4.3.1 In practice, it is not usual to perform tests of stability that produce results as certain as those of the testing of distinctness and uniformity. However, experience has demonstrated that, for many types of variety, when a variety has been shown to be uniform, it can also be considered to be stable.

4.3.2 Where appropriate, or in cases of doubt, stability may be further examined by testing a new seed or plant stock to ensure that it exhibits the same characteristics as those shown by the initial material supplied.

5. Grouping of Varieties and Organization of the Growing Trial

5.1 The selection of varieties of common knowledge to be grown in the trial with the candidate varieties and the way in which these varieties are divided into groups to facilitate the assessment of distinctness are aided by the use of grouping characteristics.

5.2 Grouping characteristics are those in which the documented states of expression, even where produced at different locations, can be used, either individually or in combination with other such characteristics: (a) to select varieties of common knowledge that can be excluded from the growing trial used for examination of distinctness; and (b) to organize the growing trial so that similar varieties are grouped together.

5.3 The following have been agreed as useful grouping characteristics:

- (a) Seasonal type (characteristic 1)
- (b) Petal: color (characteristic 13)
- (c) Petal: color of blotch (characteristic 17)
- (d) Capsule: Shape in longitudinal section (characteristic 25)
- (e) Capsule: dehiscence (characteristic 30)
- (f) Seed: color (characteristic 35)
- (g) Capsule: morphine content (characteristic 38)

5.4 Guidance for the use of grouping characteristics, in the process of examining distinctness, is provided through the General Introduction and document TGP/9 “Examining Distinctness”.

6. Introduction to the Table of Characteristics

6.1 *Categories of Characteristics*

6.1.1 Standard Test Guidelines Characteristics

Standard Test Guidelines characteristics are those which are approved by UPOV for examination of DUS and from which members of the Union can select those suitable for their particular circumstances.

6.1.2 Asterisked Characteristics

Asterisked characteristics (denoted by *) are those included in the Test Guidelines which are important for the international harmonization of variety descriptions and should always be examined for DUS and included in the variety description by all members of the Union, except when the state of expression of a preceding characteristic or regional environmental conditions render this inappropriate.

6.2 *States of Expression and Corresponding Notes*

6.2.1 States of expression are given for each characteristic to define the characteristic and to harmonize descriptions. Each state of expression is allocated a corresponding numerical note for ease of recording of data and for the production and exchange of the description.

6.2.2 In the case of qualitative and pseudo-qualitative characteristics (see Chapter 6.3), all relevant states of expression are presented in the characteristic. However, in the case of quantitative characteristics with 5 or more states, an abbreviated scale may be used to minimize the size of the Table of Characteristics. For example, in the case of a quantitative characteristic with 9 states, the presentation of states of expression in the Test Guidelines may be abbreviated as follows:

State	Note
small	3
medium	5
large	7

However, it should be noted that all of the following 9 states of expression exist to describe varieties and should be used as appropriate:

State	Note
very small	1
very small to small	2
small	3
small to medium	4
medium	5
medium to large	6
large	7
large to very large	8
very large	9

6.2.3 Further explanation of the presentation of states of expression and notes is provided in document TGP/7 “Development of Test Guidelines”.

6.3 *Types of Expression*

An explanation of the types of expression of characteristics (qualitative, quantitative and pseudo-qualitative) is provided in the General Introduction.

6.4 *Example Varieties*

Where appropriate, example varieties are provided to clarify the states of expression of each characteristic.

6.5 *Legend*

(*) Asterisked characteristic – see Chapter 6.1.2

QL Qualitative characteristic – see Chapter 6.3

QN Quantitative characteristic – see Chapter 6.3

PQ Pseudo-qualitative characteristic – see Chapter 6.3

MG, MS, VG, VS – see Chapter 4.1.5

(a)-(f) See Explanations on the Table of Characteristics in Chapter 8.1

(+) See Explanations on the Table of Characteristics in Chapter 8.2

7. Table of Characteristics/Tableau des caractères/Merkmalstabelle/Tabla de caracteres

Stage ¹⁾ Stade ¹⁾ Stadium ¹⁾ Estadio ¹⁾	English	français	deutsch	español	Example Varieties Exemples Beispielssorten Variedades ejemplo	Note/ Nota	
1 new	VG	Seasonal type					
QL	(a)	overwintering/ frost resistant			Zeno 2002, Morwin	1	
		annual/ not frost resistant			Agat, Botond, Major	2	
old 1.		Plant: diameter of rosette	Plante: diamètre de la rosette	Pflanze: Durch- messer der Rosette	Planta: diámetro de la roseta		
		small	petit	klein	pequeño	Kompolti törpe 3	
		medium	moyen	mittel	mediano	Edel-Rot, Marianne 5	
		large	grand	groß	grande	7	
HU: Propose to delete							
2. (*)	VG	Rosette leaf: hairiness	Feuille de la rosette: pilosité	Rosettenblatt: Behaarung	Hoja de la roseta: vellosidad		
QL	(a)	absent	absente	fehlend	ausente	Morwin (w), Korona, Rubin, Zeno 2002 (w) 1	
		present	présente	vorhanden	presente	Major, Opal, Sokol 9	
3. (*)	VG	Rosette leaf: white spots	Feuille de la rosette: taches blanches	Rosettenblatt: weiße Flecken	Hoja de la roseta: manchas blancas		
QL	(a)	absent	absentes	fehlend	ausentes	Botond, Buddha, Major 1	
		present	présentes	vorhanden	presentes	Kozmosz (w), Orel, Racek, Sokol 9	
4 new	VG	Rosette leaf: hue of green color (upper side)					
QL	(a)	absent			Buddha, Zeno Morfex (w)	1	
		yellowish				2	
		bluish			Leila (w), Morwin (w), Zeno 2002 (w)	3	

Stage ¹⁾ Stade ¹⁾ Stadium ¹⁾ Estadio ¹⁾	English	français	deutsch	español	Example Varieties Exemples Beispielssorten Variedades ejemplo	Note/ Nota
---	---------	----------	---------	---------	--	---------------

6 new	VG	Rosette leaf: waxiness				
QN	(a)	weak			Zeno Morfex (w)	3
		medium			Morwin (w)	5
		strong			Kozmosz (w)	7

CZ: Propose to delete the waxiness because the color shows already the intensity of waxiness.

7 new	VG	Rosette leaf: depth of lobeling				
	(+)					
QN	(a)	absent or weak			Korona, Mieszko, Morwin (w)	1
		medium			Aristo, Major, Opal, Zeno Morfex (w)	2
		strong			Agat, Kozmosz (w), Malsar	3

- (* (+)	VG	Plant: branching of stem	Plante: ramifi- cation de la tige	Pflanze: Verzwei- gung des Triebes	Planta: ramificación del tallo		
QL		primary	primaire	primär	primaria	Kompolti törpe	1
		secondary	secondaire	sekundär	secundaria	Edel-Rot	2
		tertiary	tertiaire	tertiär	terciaria		3

HU: Propose to delete because it depends on the plant density and the secondary stem rarely appear at this species.

8.	VG/MS	Stem: length	Tige: longueur	Stengel: Länge	Tallo: longitud		
	(+)						
QN	(f)	very short	très courte	sehr kurz	muy corto		1
		short	courte	kurz	corto	Minoán, Tebona	3
		medium	moyenne	mittel	medio	Postomi	5
		long	longue	lang	largo	Botond, Lazur, Major, Redy	7
		very long	très longue	sehr lang	muy largo		9

Stage ¹⁾ Stade ¹⁾ Stadium ¹⁾ Estadio ¹⁾	English	français	deutsch	español	Example Varieties Exemples Beispielssorten Variedades ejemplo	Note/ Nota
9. (*)	VG	Stem: anthocyanin coloration (between capsule and upper stem leaf)	Tige: pigmentation anthocyanique (entre la capsule et la feuille la plus haute de la tige)	Stengel: Anthocyanfärbung (zwischen der Kapsel und dem obersten Stengelblatt)	Tallo: pigmentación antocianica (entre la cápsula y la hoja más alta del tallo)	
QN	(e)	absent	absente	fehlend	ausente	Kozmosz (w), Major, Orel, Sokol 1
		present	présente	vorhanden	presente	Botond, Korona, Lazur, Malsar, Redy 9
10.	VG	Stem: hairiness (as for 6)	Tige: pilosité (comme pour 6)	Stengel: Behaarung (wie unter 6)	Tallo: vellocidad (como para 6)	
QN	(d)	absent or weak	nulle ou très faible	fehlend oder sehr gering	ausente o muy débil	Botond, Lazur, Morwin (w), Zeno 2002 (w) 1
		medium	moyenne	mittel	media	Buddha, Postomi, Sokol 2
		strong	forte	stark	fuerte	Agat, Edel-Weiss, Edelrot, Orel, Racek 3
		Stem leaf: hue of green color (upper side)	Feuille sur la tige: teinte de la couleur verte (partie supérieure)	Stengelblatt: Ton der grünen Farbe (Oberseite)	Hoja del tallo: matiz del color verde (haz)	
		absent	absente	fehlend	ausente	1
		yellowish	jaunâtre	gelblich	amarillento	Rosemarie 2
		bluish	bleuâtre	bläulich	azulado	Kozmosz 3

HU: Propose to delete ch. 8,9. The observation will be on rosette leaf because the char. is more visible in rosette stage.

Stage ¹⁾ Stade ¹⁾ Stadium ¹⁾ Estadio ¹⁾	English	français	deutsch	español	Example Varieties Exemples Beispielssorten Variedades ejemplo	Note/ Nota
	Stem leaf: wax- iness	Feuille sur la tige: glaucescence	Stengelblatt: Bereifung	Hoja del tallo: cerosidad		
	absent or very weak	absente ou très faible	fehlend oder sehr gering	ausente o muy débil		1
	weak	faible	gering	débil	Rosemarie	3
	medium	moyenne	mittel	media	Edel-Weiss	5
	strong	forte	stark	fuerte		7
	very strong	très forte	sehr stark	muy fuerte	Kozmosz	9
	Stem leaf: type of incisions of margin	Feuille sur la tige: type d'incisions du bord	Stengelblatt: Typ der Randein- schnitte	Hoja del tallo: tipo de incisiones del borde		
	serrate	dentelées	gesägt	serradas		1
	biserrate	en double scie	doppelt gesägt	biserradas		2
HU: Propose to delete						
11. new (*)	Flower bud: anthocyanin coloration					
(b)	absent				Buddha	1
	present				Minoán	9
12. new (+)	Flower bud: type of anthocyanin coloration					
(b)	ring around stem				Botond	1
	bottom part towards stem end				Minoán	2

	Stage ¹⁾ Stade ¹⁾ Stadium ¹⁾ Estadio ¹⁾	English	français	deutsch	español	Example Varieties Exemples Beispielssorten Variedades ejemplo	Note/ Nota
13. (*)	VG	Petal: color	Pétale: couleur	Blütenblatt: Farbe	Pétalo: color		
PQ	(d)	white	blanc	weiß	blanco	Botond, Korona, Major, Sokol	1
		pink	rose	rosa	rosa	Agat, Albín, Ametiszt, Rosemarie, Rubin	2
		red	rouge	rot	rojo	Edel-rot	3
		violet	violet	violett	violeta	Kozmosz (w), Leila (w), Zeno 2002 (w)	4
14.	VG	Petal: intensity of color (white varieties excluded)	Pétale: intensité de la couleur (variétés blanches exclues)	Blütenblatt: Intensität der Farbe (ohne weiße Sorten)	Pétalo: intensidad del color (excluidas las variedades blancas)		
QN	(d)	light	claire	hell	claro	Agat, Kozmosz (w)	3
		medium	moyenne	mittel	medio	Albín, Edel-rot, Leila (w), Rubin	5
		dark	foncée	dunkel	oscuro	Ametiszt, Zeno 2002 (w)	7
15 (*)	VG	Petal: blotch	Pétale: tache	Blütenblatt: Typ des Flecks	Pétalo: mancha		
QL	(d)	absent	absente	fehlend	ausente	TMO1, Afyon 95, Ofis 96	1
		present	présente	vorhanden	presente	Botond, Major	9
16. (+)	VG	Petal: type of blotch	Pétale: type de tache	Blütenblatt: Typ des Flecks	Pétalo: tipo de mancha		
QL	(d)	entire blotch	tache entière	massiver Fleck	en bloque	Botond, Malsar, Rosemarie, Sokol	1
		band	en bande	Streifen	en banda		2
		radial stripes	striée rayonnante	radiale Streifen	franjas radiales		3

Stage ¹⁾ Stade ¹⁾ Stadium ¹⁾ Estadio ¹⁾	English	français	deutsch	español	Example Varieties Exemples Beispielssorten Variedades ejemplo	Note/ Nota
17. (*)	VG	Petal: color of blotch	Pétale: couleur de la tache	Blütenblatt: Farbe des Flecks	Pétalo: color de la mancha	
QL	(d)	white	blanche	weiß	blanco	1
		red	rouge	rot	rojo	2
		violet	violette	violett	violeta	Botond, Malsar, Kozmosz (w), 3
18.	VG	Petal: intensity of violet color of blotch	Pétale: intensité de la couleur violette de la tache	Blütenblatt: Intensität der Violettfärbung des Fleckes	Pétalo: intensidad del color violeta de la mancha	
QN	(d)	light	claire	gering	claro	Albakomp, Mieszko, Rubin 3
		medium	moyenne	mittel	medio	Lazur, Morwin (w) 5
		dark	foncée	dunkel	oscuro	Gerlach, Major, Leila (w), Zeno 2002 (w) 7
19. new	VG	Petal: place of blotch				
(+)						
QN		below the widest point			Rubin	1
		at the widest point			Ametiszt, Florian, Zeno (w)	2
		above the widest point			Leila (w)	3
20. (*)	VG	Petal: incisions	Pétale: incisions	Blütenblatt: Einschnitte	Pétalo: incisiones	
QL		absent	absentes	fehlend	ausentes	Agat, Botond, Korona, Major 1
		present	présentes	vorhanden	presentes	9
21. (*) (+)	VG	Petal: type of incisions	Pétale: type d'incisions	Blütenblatt: Typ der Einschnitte	Pétalo: tipo de incisiones	
QL	(d)	sinuate	sinueuses	gebuchtet	sinuosas	1
		serrate	dentelées	gesägt	serradas	2
		laciniate	lacérées	gelappt	laciniadas	3

Stage ¹⁾ Stade ¹⁾ Stadium ¹⁾ Estadio ¹⁾	English	français	deutsch	español	Example Varieties Exemples Beispielssorten Variedades ejemplo	Note/ Nota	
22. (*)	VG	Filament: color	Filament: couleur	Staubfaden: Farbe	Filamento: color		
QL	(d)	white	blanc	weiß	blanco	Botond, Korona	1
		light violet	violet clair	hell violett	violeta claro		2
		dark violet				Zeno (w), Zeno 2002 (w)	3
23.	VG	Capsule: waxiness	Capsule: glaucence	Kapsel: Bereifung	Cápsula: cerosidad		
QN	(e)	absent or weak	absente ou très faible	fehlend oder sehr gering	ausente o muy débil	Gerlach, Opal	1
		medium	moyenne	mittel	media	Edel-Rot, Edel-Weiss	2
		strong	forte	stark	fuerte	Botond, Morwin (w), Kozmosz (w), Zeno 2002 (w)	3
24. new	VG	Capsule: anthocyanin coloration					
QL	(e)	absent				Botond	1
		present				Minoán	9
25. (*) (+)	VG	Capsule: shape of longitudinal section	Capsule: forme de la section longitudinale	Kapsel: Form des Längsschnitts	Cápsula: forma de la sección longitudinal		
PQ	(f)	flattened	aplatie	abgeflacht	aplanada	Botond	1
		rectangular	rectangulaire	rechteckig	rectangular	Kék Gemona, Korona	2
		circular	circulaire	kreisförmig	circular	Postomi	3
		elliptic	elliptique	elliptisch	elíptica	Minoán	4
		conical				Ametiszt, Major, Opal	5
HU: elliptic shape is in strong correlation with pointed base (to have state 5 “conical” instead of state 5” broad elliptic” and state 6 “pear shaped”							

	Stage ¹⁾ Stade ¹⁾ Stadium ¹⁾ Estadio ¹⁾	English	français	deutsch	español	Example Varieties Exemples Beispielssorten Variedades ejemplo	Note/ Nota
26.	VG	Capsule: shape of base	Capsule: forme de la base	Kapsel: Form der Basis	Cápsula: forma de la base		
(*) (+)							
QL	(f)	pointed	pointue	spitz	puntiaguda	Agat, Minoán	1
		flat	plate	flach	plana	Albín, Morwin (w), Opal, Sokol	2
		recessed	déprimée	eingesenkt	deprimida	Botond, Edel-Rot, Lazur, Korona, Redy	3
27.	VG/MS	Capsule: length (from base to stigmatic disc)	Capsule: longueur (de la base au disque stigmatique)	Kapsel: Länge (von der Basis zur stigmatischen Scheibe)	Cápsula: longitud (de la base al disco estigmático)		
(+)							
QN	(f)	very short	très courte	sehr kurz	muy corta		1
		short	courte	kurz	corta	Botond	3
		medium	moyenne	mittel	media	Bergam, Edel-Rot, Kék Duna, Lazur, Tebona	5
		long	longue	lang	larga	Ametiszt	7
		very long	très longue	sehr lang	muy larga		9
28.	VG/MS	Capsule: diameter	Capsule: diamètre	Kapsel: Durchmesser	Cápsula: diámetro		
QN	(f)	very small	très petit	sehr klein	muy pequeño		1
		small	petit	klein	pequeño	Minoán, Orfeus, Tebona	3
		medium	moyen	mittel	medio	Leila (w), Zeno Plus (w)	5
		large	large	groß	grande	Ametiszt	7
		very large	très large	sehr groß	muy grande		9
29.	VG	Capsule: depth of ribbing	Capsule: côtes	Kapsel: Rippung	Cápsula: acostillado		
QN	(f)	absent or weak	nulles ou très faibles	fehlend oder sehr gering	ausente o muy débil	Albakomp	1
		medium	moyennes	mittel	medio	Bergam, Lazur, Korona, Morwin (w)	2
		strong	fortes	stark	fuerte	Gerlach, Zeno Plus	3

Stage ¹⁾ Stade ¹⁾ Stadium ¹⁾ Estadio ¹⁾	English	français	deutsch	español	Example Varieties Exemples Beispielssorten Variedades ejemplo	Note/ Nota
30. (*) (+)	VG	Capsule: dehiscence	Capsule: déhiscence	Kapsel: Dehiscenz	Cápsula: dehiscencia	
QL	(f)	indehiscent	indéhiscence	indehiszent	indehiscence	Botond, Kék Gemona, Major 1
		dehiscent	déhiscence	dehiszent	dehiscence	Edel-Rot, Edel-weiss 2
31. (*) (+)	VG	Stigmatic disc: shape	Disque stigmatique: forme	Stigmatische Scheibe: Form	Disco estigmático: forma	
QL	(f)	vessel-like	en vaisseau	gefäßartig	en vasija	Edel-Rot, Redy 1
		dish-like	en assiette	tellerförmig	en plato	Albín, Botond, Mieszko, Orel, Racek 2
		flat	aplatie	flach	plano	Lazur, Morwin (w), Tebona, Zeno Morfex (w) 3
		conical	légèrement conique	leicht kegelförmig	ligeramente cónico	4
		pagoda-like	en pagode	pagodenförmig	en forma de pagoda	Rubin, Zeta 5
32.	VG/MS	Stigmatic disc: number of lobes	Disque stigmatique: nombre de lobes	Stigmatische Scheibe: Anzahl Lappen	Disco estigmático: número de lóbulos	
QN	(f)	few	faible	gering	pocos	Alfa, Postomi, Tebona 3
		medium	moyen	mittel	medio	Buddha, Rosemarie, Kék Duna, Zeno 2002 (w) 5
		many	grand	groß	muchos	Sokol 7
- (*) (+)		Stigmatic disc: surface of lobes	Disque stigmatique: surface des lobes	Stigmatische Scheibe: Oberfläche der Lappen	Disco estigmático: superficie de los lóbulos	
		smooth	lisse	glatt	lisa	1
		ribbed	côtelée	gerippt	acanalada	2

HU: Propose to delete ch. 29

Stage ¹⁾ Stade ¹⁾ Stadium ¹⁾ Estadio ¹⁾	English	français	deutsch	español	Example Varieties Exemples Beispielssorten Variedades ejemplo	Note/ Nota	
34. (*) (+)	VG	Stigmatic disc: apex of lobe	Disque stigma- tique: sommet des lobes	Stigmatische Scheibe: Spitze der Lappen	Disco estigmático: ápice del lóbulo		
QL	(f)	pointed	aigu	spitz	puntiagudo	Madrigal	1
		rounded	arrondi	abgerundet	redondeado	Korona, Leila (w), Morwin (w)	2
		rectangular	rectangulaire	rechteckig	rectangular	Agat, Albín, Bergam, Major, Mieszko, Orfeus	3
35. (*)	VG	Seed: color	Semence: couleur	Samen: Farbe	Semilla: color		
QL	(f)	white	blanche	weiß	blanca	Albín, Albakomp, Orel, Racek, Sokol	1
		ochre	ocre	ockerfarben	ocre		2
		brown	brune	braun	marrón	Redy	3
		pink	rose	rosa	rosa		4
		grey	grise	grau	gris	Edel-rot, Edel-weiss, Florian	5
		bluish	bleuâtre	bläulich	azulada	Botond, Rosemarie, Morwin (w), Opal	6
36. new	VG	Seed: intensity of bluish color					
QN	(f)	light				Minoán	3
		medium				Agat, Morwin (w), Opal	5
		dark				Botond, Buddha, Madrigal	7
37.	VG	Time of flowering	Époque de flo- raison	Zeitpunkt der Blüte	Epoca de la flora- ción		
QL	(c)	very early	très précoce	sehr früh	muy temprana	Morwin (w), Leila (w)	1
		early	précoce	früh	temprana	Zeno 2002 (w)	3
		medium	moyenne	mittel	media	Edel-Weiss, Korona	5
		late	tardive	spät	tardía	Botond, Lazur	7
		very late	très tardive	sehr spät	muy tardía	Ametiszt	9

Stage ¹⁾ Stade ¹⁾ Stadium ¹⁾ Estadio ¹⁾	English	français	deutsch	español	Example Varieties Exemples Beispielssorten Variedades ejemplo	Note/ Nota
38. (+)	MG	Capsule: morphine content	Capsule: teneur en morphine	Kapsel: Morphingehalt	Cápsula: contenido de morfina	
QN	(f)	very low	très faible	sehr gering	muy bajo	Mieszko, Zeno Morfex 1
		low	faible	gering	bajo	Albín, Kék Duna, Redy 3
		medium	moyenne	mittel	medio	Bergam, Major, Opal 5
		high	forte	stark	alto	Postomi 7
		very high	très forte	sehr stark	muy alto	Botond, Buddha 9
39. (+)	MG	Capsule: codeine content	Capsule: teneur en codéine	Kapsel: Kodeingehalt	Cápsula: contenido de codeína	
QN	(f)	very low	très faible	sehr gering	muy bajo	Ametiszt, Rubin, Zeno 1
		low	faible	gering	bajo	Bergam, Botond, Maratón 3
		medium	moyenne	mittel	medio	Tebona 5
		high	forte	stark	alto	7
		very high	très forte	sehr stark	muy alto	9
40. (+)	MG	Capsule: thebaine content	Capsule: teneur en thébaïne	Kapsel: Thebain- gehalt	Cápsula: contenido de tebaína	
QN	(f)	none or very low	nulle ou très faible	fehlend oder sehr gering	ausente o muy bajo	Leila (w), Zeno Morfex (w) 1
		low	faible	gering	bajo	Maratón, Kozmosz (w) 3
		medium	moyenne	mittel	medio	Kék Gemoná, Lazur, Tebona 5
		high	forte	stark	alto	7
		very high	très forte	sehr stark	muy alto	9

Stage ¹⁾ Stade ¹⁾ Stadium ¹⁾ Estadio ¹⁾	English	français	deutsch	español	Example Varieties Exemples Beispielssorten Variedades ejemplo	Note/ Nota
41. (+)	MG	Capsule: narcotine content	Capsule: teneur en narcotine	Kapsel: Narkotinhalt	Cápsula: contenido de narcotina	
QN	(f)	none or very low	nulle ou très faible	fehlend oder sehr gering	ausente o muy bajo	Maratón, Opal 1
		low	faible	gering	bajo	Kozmosz (w), Tebona 3
		medium	moyenne	mittel	medio	5
		high	forte	stark	alto	Kék Gemona 7
		very high	très forte	sehr stark	muy alto	Korona 9

8. Explanations on the Table of Characteristics

8.1 *Explanations covering several characteristics*

Characteristics containing the following key in the second column of the Table of Characteristics should be examined as indicated below:

- (a) 10-12 true leaves stage (prior to internode elongation)
- (b) The pedicel is in hook stage.
- (c) Time of flowering (when the first flower opens on the main stem at 10 % of the plants)
- (d) Full blossom 5
- (e) 10-14 days after the petals drop down on main stem.
- (f) Mature, dry capsule of main stem.

8.2 *Explanations for individual characteristics*

Ad. 7: Rosette leaf: depth of lobeling



1
absent or weak

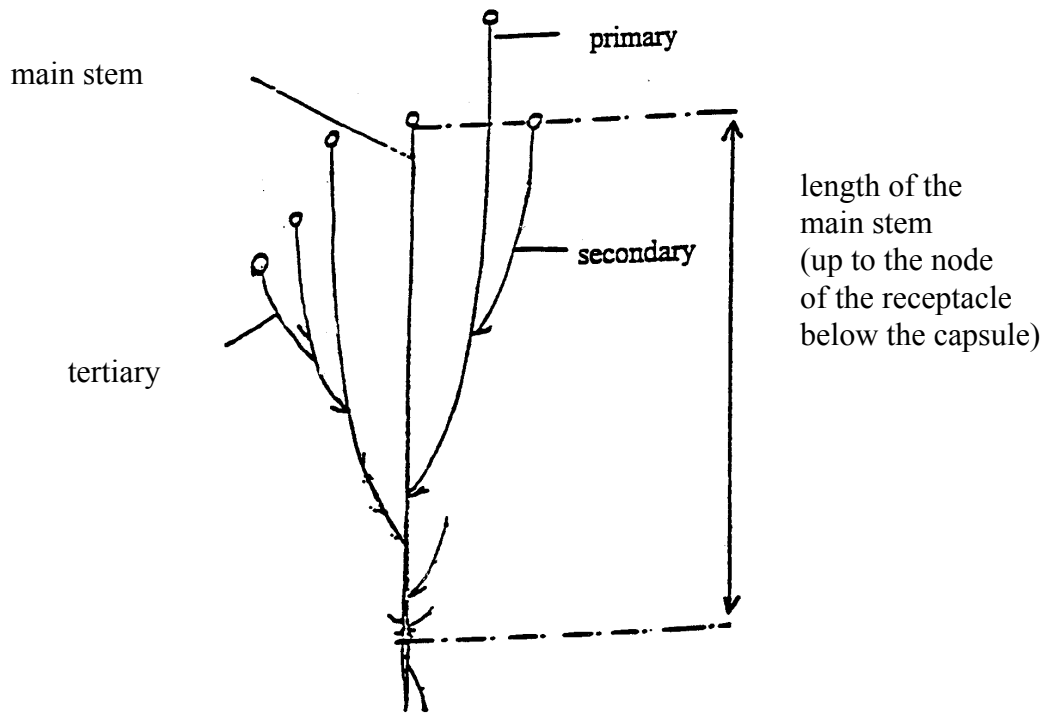


2
medium



3
strong

Ad. 8: Stem: length



Stem leaf: type of incision margin (proposed to delete)



1
serrate



2
biserrate

Ad. 12. Flower bud: type of anthocyanin coloration



absent



1
ring around stem

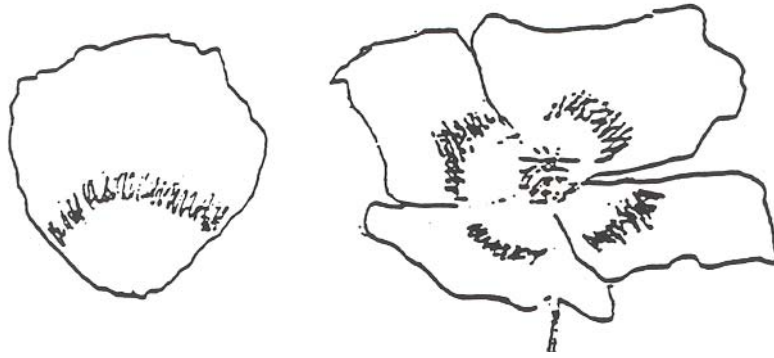


2
bottom part towards stem end

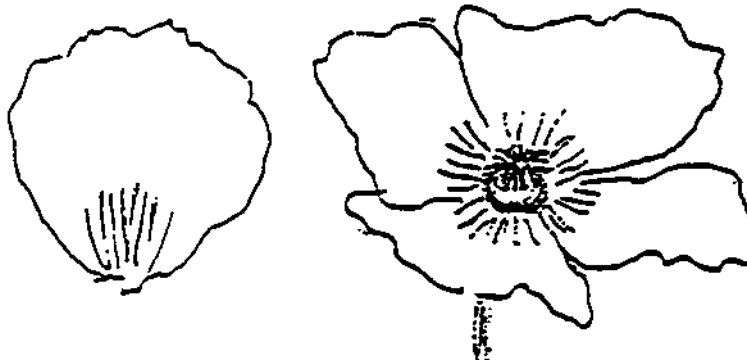
Ad.16: Petal: type of blotch



1
entire blotch

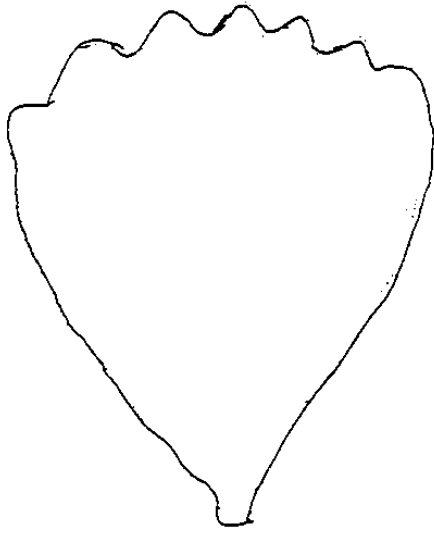


2
band

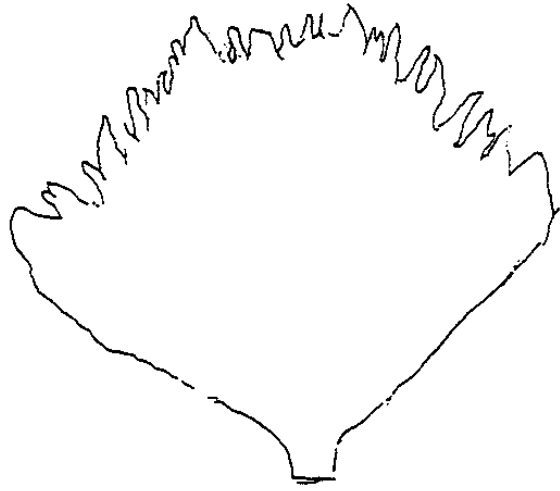


3
radial stripes


Ad. 21: Petal: type of incisions



1
sinuate



2
serrate



3
lacinate

Ad. 19: Size of blotch



The measurement has to be at the widest point of petal.

Ad. 25: Capsule: Shape of longitudinal section



1
flattened



2
rectangular



3
circular



4
elliptic



4
elliptic



4
elliptic



5
conical

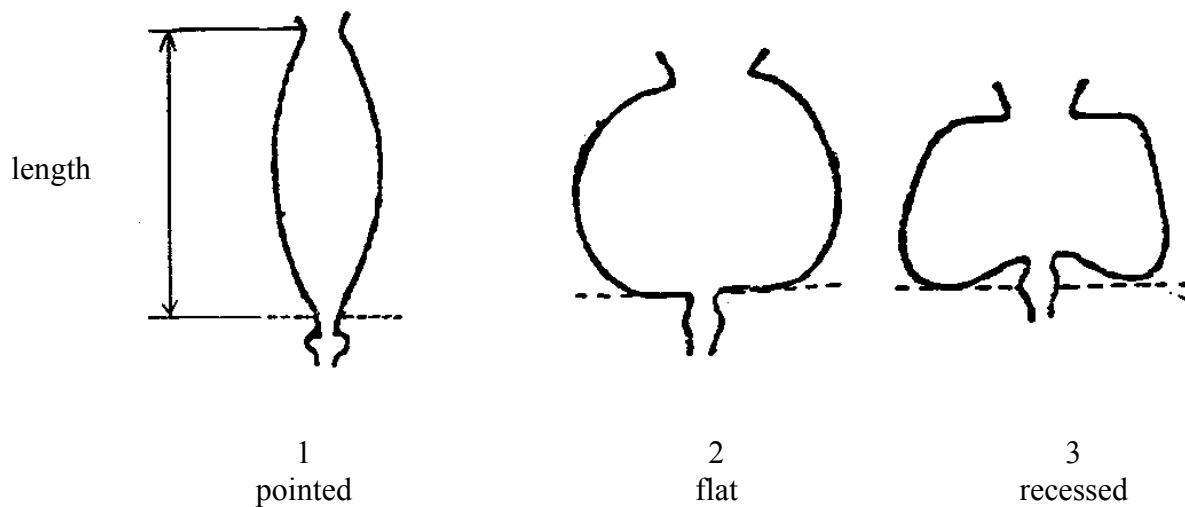


5
conical



5
conical


Ad. 26 and 27: Capsule: shape of base (26), length (from base to the stigmatic disc) (27)



Ad. 30: Capsule: dehiscence

For the observation of dehiscence the capsule should be held upside-down and shaken. If seeds do not fall out, the capsule is indehiscent (1). If seeds fall out, the capsule is dehiscent (2).

Ad. 31: Stigmatic disc: shape



1
vessel-like



2
dish-like



3
flat



4
conical

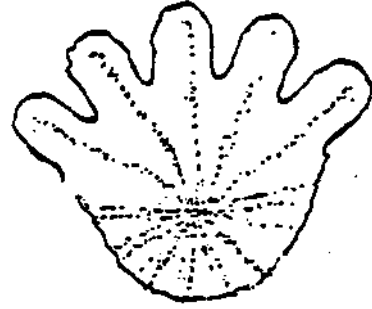


5
pagoda-like

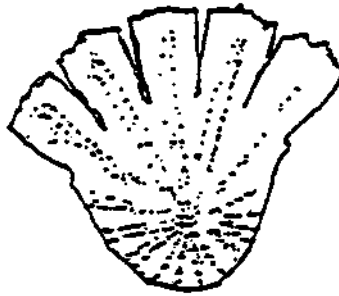
Ad. 34: Stigmatic disc: apex of lobe



1
pointed



2
rounded



3
rectangular

Ad. 38-41: Capsule: determination of alkaloid contents: morphine, codeine, thebaine and narcotine

***Determination of Morphine, Codeine, Thebaine, Papaverine
and Narcotine content in poppy capsule
HPLC method, MS detection***

1. Scope

Determination of Morphine, Codeine, Thebaine, Papaverine and Noscapine content in poppy capsule for qualification purposes.

Limit Of Detection (LOD): 10 mg/kg/component

Limit Of Quantitation (LOQ): 50 mg/kg/component

2. Principle

The sample is extracted with methanol containing 1 ml of cc. hydrochloric acid/litre. The alkaloid content of the extract is determined by HPLC-MS system using RP C18 column. External standards are used for qualitative and quantitative determination.

3. Procedure

3.1. Sample preparation

The receipt sample is weighted and dried to air-dry condition. The stalk, the crop and the seeds are separated. The stalk is grinded using 0,5 mm sieve.

3.2. Extraction and clean-up

Weigh 0,2 g of grinded sample and add 100 ml methanol-HCl solution (1 ml cc. HCl/litre methanol. Keep in ultrasonic bath 30 minutes. Filter and this solution inject to the HPLC column.

3.3. HPLC measurement

The determination of the alkaloid content is performed by MS detection (SIM mode) after separation using reversed phase C18 column.

HPLC conditions

The HPLC conditions are advised listed below, but any other conditions can be used if those give suitable results.

Chromatographic column: NUCLEODUR C-18 Gravity 150*4.6mm*5µm or equivalents.

Mobile phase

A eluent: HPLC grade methanol

B eluent: 2 g Ammonium-acetate/litre HPLC grade water

Gradient: 0-4 min. 70% B

4-14 min. 10% B-ig linear gradient

14-20 min. 10% B

Post time: 5 min.

Flow rate

0.9 cm³/min.

Detector

MS SIM APCI:	2-20 perc:	286.0 AMU Positive
		300.0 AMU Positive
		312.0 AMU Positive
		340.0 AMU Positive
		414.0 AMU Positive

Injected volume: 2 µl

For qualitative and quantitative determination used analytical grade standard solutions in HCL-methanol (1 ml cc. HCl/litre methanol) solvent. Calibrate according to ESTD method.

4. Expression of the results

The results are expressed in mg/kg referred to air-dry material.

9. Literature

Bernáth, J., Dános, B., Veres, T., Tétényi, P., 1988: "Variation and alkaloid production in poppy ecotypes: Responses to different environments." *Biochemical Systematics and Ecology* 16 (2): 171-178

Bernáth, J., 1998: "Poppy, The Genus *Papaver*", Harwood Academic Publishers

Biomed. Chromatogr., 2001,15,45.

Biomed. Chromatogr., 2002,16,390.

Günther, K.F., 1975: "Beiträge zur Morphologie der Papaveraceae." *Flora* 164: 415-418.

Kodaira, H., and Spector, S., 1988: "Transformation of thebaine to orpavine, codeine and morphine by rat liver, kidney and brain microsomes." *Proc. Natl. Acad. Sci. USA* 85: 1267-1271

Hammer, K., 1981: "Probleme der Klassifikation von *Papaver somniferum*," *Kulturpflanze* 29: 287-296.

Schijfsma, L., Hoesbergen, M. and Nijdam, F.E., 1960: "A Study of the Colour and Other Characters of the Seed in Some Varieties of Oil Seed Poppy." *Euphytica* 9: 127-140.

ST/SOA/SER. Y./33 UN Method No. 33, Dec. 16, 1977: "Determination of Phenanthrene Alkaloids in *Papaver Somniferum* Capsules and *Papaver Bracteatum* Plant Tissue By High Performance Liquid Chromatography."

Tétényi, P., 1997: "Opium Poppy (*Papaver somniferum*) Botany and Horticulture." *Horticultural Reviews*, 19: 373-408

10. Technical Questionnaire

TECHNICAL QUESTIONNAIRE	Page {x} of {y}	Reference Number:
		Application date: (not to be filled in by the applicant)
TECHNICAL QUESTIONNAIRE to be completed in connection with an application for plant breeders' rights		
1. Subject of the Technical Questionnaire		
1.1 Botanical name	<input type="text" value="Papaver somniferum L."/>	
1.2 Common name	<input type="text" value="OPIUM/SEED POPPY"/>	
2. Applicant		
Name	<input type="text"/>	
Address	<input type="text"/>	
Telephone No.	<input type="text"/>	
Fax No.	<input type="text"/>	
E-mail address	<input type="text"/>	
Breeder (if different from applicant)	<input type="text"/>	
3. Proposed denomination and breeder's reference		
Proposed denomination (if available)	<input type="text"/>	
Breeder's reference	<input type="text"/>	

TECHNICAL QUESTIONNAIRE	Page {x} of {y}	Reference Number:
-------------------------	-----------------	-------------------

#4. Information on the breeding scheme and propagation of the variety

4.1 Breeding scheme

{ **ASW 15** (Chapter 10: TQ 4.1) – information on breeding scheme }

“Variety resulting from:

“4.1.1 Crossing

“(a) controlled cross []
(please state parent varieties)

(.....) x (.....)
female parent male parent

“(b) partially known cross []
(please state known parent variety(ies))

(.....) x (.....)
female parent male parent

“(c) unknown cross []

“4.1.2 Mutation []
(please state parent variety)

“4.1.3 Discovery and development []
(please state where and when discovered and how developed)

“4.1.4 Other []”
(please provide details)”

Authorities may allow certain of this information to be provided in a confidential section of the Technical Questionnaire.

TECHNICAL QUESTIONNAIRE	Page {x} of {y}	Reference Number:
-------------------------	-----------------	-------------------

4.2 Method of propagating the variety

{ **GN 31** (Chapter 10: TQ 4.2) – information on method of propagating the variety }

Example 1

“4.2.1 Seed-propagated varieties

- | | |
|-------------------------------|-----|
| “(a) Self-pollination | [] |
| “(b) Cross-pollination | |
| (i) population | [] |
| (ii) synthetic variety | [] |
| “(c) Hybrid | [] |
| {...see GN 32 for example...} | |
| “(d) Other | [] |
| (please provide details)” | |

“4.2.2 Vegetatively propagated varieties

{...see Example 2...} [... ..]

“4.2.3 Other []”
(please provide details)”

TECHNICAL QUESTIONNAIRE	Page {x} of {y}	Reference Number:
-------------------------	-----------------	-------------------

Example 2

“4.2.1 Vegetative propagation

“(a) cuttings []

“(b) *in vitro* propagation []

“(c) other (state method) []

“4.2.2 Seed []

“4.2.3 Other []”
(please provide details)”

{ **GN 32** (Chapter 10: TQ 4.2) – information on method of propagation of hybrid varieties }


“In the case of hybrid varieties the production scheme for the hybrid should be provided on a separate sheet. This should provide details of all the parent lines required for propagating the hybrid e.g.

“*Single Hybrid*

(.....) x (.....)
female parent male parent

“*Three-Way Hybrid*

(.....) x (.....)
female line male line



(.....) x (.....)
single hybrid used as female parent male parent

“and should identify in particular:

- “(a) any male sterile lines
- “(b) maintenance system of male sterile lines.”

TECHNICAL QUESTIONNAIRE	Page {x} of {y}	Reference Number:
-------------------------	-----------------	-------------------

5. Characteristics of the variety to be indicated (the number in brackets refers to the corresponding characteristic in Test Guidelines; please mark the note which best corresponds).

Characteristics	Example Varieties	Note
5.1 Seasonal type (1)		
overwintering / frost resistant	Zeno 2002, Morwin	1[]
annual / not frost resistant	Agat, Botond, Major	2[]
5.2 Petal: color (13)		
white	Marianne	1[]
pink	Rosemarie	2[]
red	Edel-Rot	3[]
violet	Kozmosz	4[]
5.3 Petal: color of blotch (17)		
white		1[]
red		2[]
violet	Kozmosz, Marianne	3[]
5.4 Capsule: shape of base (22)		
pointed	Kompolti törpe	1[]
flat	Kék Gemona	2[]
recessed	Edel-Rot	3[]
5.5 Capsule: dehiscence (30)		
indehiscent	Kék Gemona	1[]
dehiscent	Edel-Rot	2[]

TECHNICAL QUESTIONNAIRE	Page {x} of {y}	Reference Number:
-------------------------	-----------------	-------------------

5.6 Seed: color			
(35)			
white	Albin		1[]
ochre			2[]
brown			3[]
pink			4[]
grey	Kompolti törpe		5[]
bluish	Rosemariw		6[]
5.7 Capsule: morphine content			
(38)			
very low	Mieszko, Zeno Morfex		1[]
very low to low			2[]
low	Albín, Kék Duna, Redy		3[]
low to medium			4[]
medium	Bergam, Major, Opal		5[]
medium to high			6[]
high	Postomi		7[]
high to very high			8[]
very high	Botond, Buddha		9[]

TECHNICAL QUESTIONNAIRE	Page {x} of {y}	Reference Number:
-------------------------	-----------------	-------------------

6. Similar varieties and differences from these varieties

Please use the following table and box for comments to provide information on how your candidate variety differs from the variety (or varieties) which, to the best of your knowledge, is (or are) most similar. This information may help the examination authority to conduct its examination of distinctness in a more efficient way.

Denomination(s) of variety(ies) similar to your candidate variety	Characteristic(s) in which your candidate variety differs from the similar variety(ies)*	Describe the expression of the characteristic(s) for the similar variety(ies)	Describe the expression of the characteristic(s) for your candidate variety
<i>Example</i>			
Comments:			

* In the case of identical states of expressions of both varieties, please indicate the size of the difference.

TECHNICAL QUESTIONNAIRE	Page {x} of {y}	Reference Number:
-------------------------	-----------------	-------------------

#7. Additional information which may help to distinguish the variety

7.1 Resistance to pests and diseases

7.2 Special conditions for the examination of the variety

(a) Growing season:

- spring
- summer
- autumn
- winter

(b) Other conditions

7.3 **(It is in the grouping characteristic.)**

7.4 Other information

8. Authorization for release

(a) Does the variety require prior authorization for release under legislation concerning the protection of the environment, human and animal health?

Yes No

(b) Has such authorization been obtained?

Yes No

If the answer to (b) is yes, please attach a copy of the authorization.

Authorities may allow certain of this information to be provided in a confidential section of the Technical Questionnaire.

TECHNICAL QUESTIONNAIRE	Page {x} of {y}	Reference Number:
-------------------------	-----------------	-------------------

9. Information on plant material to be examined or submitted for examination.

9.1 The expression of a characteristic or several characteristics of a variety may be affected by factors, such as pests and disease, chemical treatment (e.g. growth retardants or pesticides), effects of tissue culture, different rootstocks, scions taken from different growth phases of a tree, etc.

9.2 The plant material should not have undergone any treatment which would affect the expression of the characteristics of the variety, unless the competent authorities allow or request such treatment. If the plant material has undergone such treatment, full details of the treatment must be given. In this respect, please indicate below, to the best of your knowledge, if the plant material to be examined has been subjected to:

- | | | |
|---|---------|--------|
| (a) Microorganisms (e.g. virus, bacteria, phytoplasma) | Yes [] | No [] |
| (b) Chemical treatment (e.g. growth retardant, pesticide) | Yes [] | No [] |
| (c) Tissue culture | Yes [] | No [] |
| (d) Other factors | Yes [] | No [] |

Please provide details for where you have indicated “yes”.

.....

{ **ASW 17** (Chapter 10: TQ 9.3) – tests for the presence of virus or other pathogens }

“9.3 Has the plant material to be examined been tested for the presence of virus or other pathogens?

Yes []
(please provide details as specified by the Authority)

No []”

10. I hereby declare that, to the best of my knowledge, the information provided in this form is correct:

Applicant's name

Signature Date