

UPOV

TG/PMINT(proj.2)

ORIGINAL: English

DATE: 2006-01-12

INTERNATIONAL UNION FOR THE PROTECTION OF NEW VARIETIES OF PLANTS
GENEVA

DRAFT**PEPPERMINT**

UPOV Code: MENTH_PIP

Mentha ×piperita L.**GUIDELINES****FOR THE CONDUCT OF TESTS****FOR DISTINCTNESS, UNIFORMITY AND STABILITY***prepared by experts from France and Germany**to be considered by the Technical Committee at its forty-second session,
to be held in Geneva, Switzerland, from April 3 to 5, 2006*

Alternative Names:*

<i>Botanical name</i>	<i>English</i>	<i>French</i>	<i>German</i>	<i>Spanish</i>
<i>Mentha ×piperita</i> L., <i>Mentha aquatica</i> L. × <i>Mentha spicata</i> L.	Peppermint	Menthe poivrée	Pfefferminze	Menta piperia, Menta negra, Piperita

The purpose of these guidelines (“Test Guidelines”) is to elaborate the principles contained in the General Introduction (document TG/1/3), and its associated TGP documents, into detailed practical guidance for the harmonized examination of distinctness, uniformity and stability (DUS) and, in particular, to identify appropriate characteristics for the examination of DUS and production of harmonized variety descriptions.

ASSOCIATED DOCUMENTS

These Test Guidelines should be read in conjunction with the General Introduction and its associated TGP documents.

* These names were correct at the time of the introduction of these Test Guidelines but may be revised or updated. [Readers are advised to consult the UPOV Code, which can be found on the UPOV Website (www.upov.int), for the latest information.]

TABLE OF CONTENTS

PAGE

1.	SUBJECT OF THESE TEST GUIDELINES.....	3
2.	MATERIAL REQUIRED	3
3.	METHOD OF EXAMINATION.....	3
3.1	Number of Growing Cycles	3
3.2	Testing Place	3
3.3	Conditions for Conducting the Examination.....	3
3.4	Test Design	4
3.5	Number of Plants / Parts of Plants to be Examined.....	4
3.6	Additional Tests	4
4.	ASSESSMENT OF DISTINCTNESS, UNIFORMITY AND STABILITY	4
4.1	Distinctness	4
4.2	Uniformity.....	5
4.3	Stability.....	5
5.	GROUPING OF VARIETIES AND ORGANIZATION OF THE GROWING TRIAL.....	5
6.	INTRODUCTION TO THE TABLE OF CHARACTERISTICS	6
6.1	Categories of Characteristics.....	6
6.2	States of Expression and Corresponding Notes.....	6
6.3	Types of Expression.....	6
6.4	Example Varieties	6
6.5	Legend.....	6
7.	TABLE OF CHARACTERISTICS/TABLEAU DES CARACTÈRES/MERKMALSTABELLE/TABLA DE CARACTERES.....	7
8.	EXPLANATIONS ON THE TABLE OF CHARACTERISTICS	12
8.1	Explanations covering several characteristics	12
8.2	Explanations for individual characteristics	12
9.	LITERATURE.....	15
10.	TECHNICAL QUESTIONNAIRE.....	16

1. Subject of these Test Guidelines

These Test Guidelines apply to all varieties of *Mentha ×piperita* L. (sterile interspecific hybrid between *Mentha spicata* L. and *Mentha aquatica* L.)

2. Material Required

2.1 The competent authorities decide on the quantity and quality of the plant material required for testing the variety and when and where it is to be delivered. Applicants submitting material from a State other than that in which the testing takes place must ensure that all customs formalities and phytosanitary requirements are complied with.

2.2 The material is to be supplied in the form of rooted cuttings.

2.3 The minimum quantity of plant material, to be supplied by the applicant, should be:

30 rooted cuttings.

2.4 The plant material supplied should be visibly healthy, not lacking in vigor, nor affected by any important pest or disease.

2.5 The plant material should not have undergone any treatment which would affect the expression of the characteristics of the variety, unless the competent authorities allow or request such treatment. If it has been treated, full details of the treatment must be given.

3. Method of Examination

3.1 *Number of Growing Cycles*

The minimum duration of tests should normally be two independent growing cycles.

3.2 *Testing Place*

Tests are normally conducted at one place. In the case of tests conducted at more than one place, guidance is provided in TGP/9 “Examining Distinctness”.

3.3 *Conditions for Conducting the Examination*

3.3.1 The tests should be carried out under conditions ensuring satisfactory growth for the expression of the relevant characteristics of the variety and for the conduct of the examination.

3.3.2 The recommended method of observing the characteristic is indicated by the following key in the second column of the Table of Characteristics:

- MG: single measurement of a group of plants or parts of plants
- MS: measurement of a number of individual plants or parts of plants
- VG: visual assessment by a single observation of a group of plants or parts of plants
- VS: visual assessment by observation of individual plants or parts of plants

3.4 *Test Design*

3.4.1 Each test should be designed to result in a total of at least 20 plants, which should be divided between two or more replicates.

3.4.2 The design of the tests should be such that plants or parts of plants may be removed for measurement or counting without prejudice to the observations which must be made up to the end of the growing cycle.

3.5 *Number of Plants / Parts of Plants to be Examined*

Unless otherwise indicated, all observations on single plants should be made on 10 plants or parts taken from each of 10 plants and any other observations made on all plants in the test.

3.6 *Additional Tests*

Additional tests, for examining relevant characteristics, may be established.

4. Assessment of Distinctness, Uniformity and Stability

4.1 *Distinctness*

4.1.1 General Recommendations

It is of particular importance for users of these Test Guidelines to consult the General Introduction prior to making decisions regarding distinctness. However, the following points are provided for elaboration or emphasis in these Test Guidelines.

4.1.2 Consistent Differences

The differences observed between varieties may be so clear that more than one growing cycle is not necessary. In addition, in some circumstances, the influence of the environment is not such that more than a single growing cycle is required to provide assurance that the differences observed between varieties are sufficiently consistent. One means of ensuring that a difference in a characteristic, observed in a growing trial, is sufficiently consistent is to examine the characteristic in at least two independent growing cycles.

4.1.3 Clear Differences

Determining whether a difference between two varieties is clear depends on many factors, and should consider, in particular, the type of expression of the characteristic being examined, i.e. whether it is expressed in a qualitative, quantitative, or pseudo-qualitative manner. Therefore, it is important that users of these Test Guidelines are familiar with the recommendations contained in the General Introduction prior to making decisions regarding distinctness.

4.2 *Uniformity*

4.2.1 It is of particular importance for users of these Test Guidelines to consult the General Introduction prior to making decisions regarding uniformity. However, the following points are provided for elaboration or emphasis in these Test Guidelines:

4.2.2 For the assessment of uniformity of vegetatively propagated varieties, a population standard of 1% and an acceptance probability of at least 95 % should be applied. In the case of a sample size of 20 plants, 1 off-type is allowed.

4.3 *Stability*

4.3.1 In practice, it is not usual to perform tests of stability that produce results as certain as those of the testing of distinctness and uniformity. However, experience has demonstrated that, for many types of variety, when a variety has been shown to be uniform, it can also be considered to be stable.

4.3.2 Where appropriate, or in cases of doubt, stability may be tested, either by growing a further generation, or by testing a new plant stock to ensure that it exhibits the same characteristics as those shown by the previous material supplied.

5. Grouping of Varieties and Organization of the Growing Trial

5.1 The selection of varieties of common knowledge to be grown in the trial with the candidate varieties and the way in which these varieties are divided into groups to facilitate the assessment of distinctness are aided by the use of grouping characteristics.

5.2 Grouping characteristics are those in which the documented states of expression, even where produced at different locations, can be used, either individually or in combination with other such characteristics: (a) to select varieties of common knowledge that can be excluded from the growing trial used for examination of distinctness; and (b) to organize the growing trial so that similar varieties are grouped together.

The following have been agreed as useful grouping characteristics:

- (a) Plant: height (characteristic 2)
- (b) Leaf: hairiness (on upper side) (characteristic 8)
- (c) Inflorescence: shape (characteristic 17)

5.4 Guidance for the use of grouping characteristics, in the process of examining distinctness, is provided through the General Introduction.

6. Introduction to the Table of Characteristics

6.1 *Categories of Characteristics*

6.1.1 Standard Test Guidelines Characteristics

Standard Test Guidelines characteristics are those which are approved by UPOV for examination of DUS and from which members of the Union can select those suitable for their particular circumstances.

6.1.2 Asterisked Characteristics

Asterisked characteristics (denoted by *) are those included in the Test Guidelines which are important for the international harmonization of variety descriptions and should always be examined for DUS and included in the variety description by all members of the Union, except when the state of expression of a preceding characteristic or regional environmental conditions render this inappropriate.

6.2 *States of Expression and Corresponding Notes*

States of expression are given for each characteristic to define the characteristic and to harmonize descriptions. Each state of expression is allocated a corresponding numerical note for ease of recording of data and for the production and exchange of the description.

6.3 *Types of Expression*

An explanation of the types of expression of characteristics (qualitative, quantitative and pseudo-qualitative) is provided in the General Introduction.

6.4 *Example Varieties*

Where appropriate, example varieties are provided to clarify the states of expression of each characteristic.

6.5 *Legend*

(*) Asterisked characteristic – see Chapter 6.1.2

QL: Qualitative characteristic – see Chapter 6.3

QN: Quantitative characteristic – see Chapter 6.3

PQ: Pseudo-qualitative characteristic – see Chapter 6.3

MG: single measurement of a group of plants or parts of plants – see Chapter 3.3.1

MS: measurement of a number of individual plants or parts of plants – see Chapter 3.3.1

VG: visual assessment by a single observation of a group of plants or parts of plants – see Chapter 3.3.1

VS: visual assessment by observation of individual plants or parts of plants – see Chapter 3.3.1

(a)-(b) See Explanations on the Table of Characteristics in Chapter 8.1

(+) See Explanations on the Table of Characteristics in Chapter 8.2

7. Table of Characteristics/Tableau des caractères/Merkmalstabelle/Tabla de caracteres

	English	français	deutsch	español	Example Varieties/ Exemples/ Beispielssorten/ Variedades ejemplo	Note/ Nota
1. VG (*) (+)	Plant: growth habit	Plante: port	Pflanze: Wuchsform	Planta: porte		
QN (a)	erect	dressé	aufrecht	erecto	Feldioara, Tota 1, Toulouse	1
	semi-erect	demi-dressé	halbaufrecht	semierecto	Columna	3
	prostrate	étalé	liegend	postrado	Mitcham Dct Bomme	5
2. VG (*)	Plant: height	Plante: hauteur	Pflanze: Höhe	Planta: altura		
QN (a)	short	courte	niedrig	pequeña	Toulouse	3
	medium	moyenne	mittel	media	Feldioara, Krasnodarskaja	5
	tall	haute	hoch	grande	Multimentha, Todd's	7
3. VG	Plant: number of stolons	Plante: nombre de stolons	Pflanze Anzahl Ausläufer	Planta: número de estolones		
QN (a)	few	faible	gering	escaso	Multimentha	3
	medium	moyen	mittel	medio	Tschernolistnaja	5
	many	élevé	groß	elevado		7
4. VG	Stem: anthocyanin coloration	Tige: pigmentation anthocyanique	Stiel: Anthocyanfärbung	Tallo: pigmentación antociánica		
QN (a)	weak	faible	gering	débil	Toulouse	3
	medium	moyenne	mittel	medio	Multimentha	5
	strong	forte	groß	fuerte	Feldioara, Wysokomentolnaja	7
5. VG/ (*) MS	Leaf blade: length	Limbe: longueur	Blattspreite: Länge	Limbo: longitud		
QN (a)	short	courte	kurz	corto	M19	3
	medium	moyenne	mittel	medio	Multimentha	5
	long	longue	lang	largo	Minze A	7

	English	français	deutsch	español	Example Varieties/ Exemples/ Beispielssorten/ Variedades ejemplo	Note/ Nota
6. VG/MS (*)	Leaf blade: width	Limbe: largeur	Blattspreite: Breite	Limbo: anchura		
QN (a)	narrow	étroit	schmal	estrecho	M19, NR36A Dct Bomme	3
	medium	moyen	mittel	medio	Multimentha	5
	broad	large	breit	ancho	Minze A	7
7. VG/MS (+)	Leaf blade: ratio width/length	Limbe: rapport largeur/longueur	Blattspreite: Verhältnis Breite/Länge	Limbo: relación anchura/longitud		
QN (a)	small	petit	klein	pequeño	Multimentha	3
	medium	moyen	mittel	medio		5
	large	grand	groß	grande	De Banat, Tschernolistnaja	7
8. VG (*)	Leaf: hairiness (on upper side)	Feuille: pilosité (sur la face supérieure)	Blatt Behaarung (an der Oberseite)	Hoja: pilosidad (borde superior)		
QL (a)	absent	absente	fehlend	ausente	Menthola, Mitcham Wien	1
	present	présente	vorhanden	presente	Multimentha	9
9. VG	Leaf: intensity of hairiness (as for 8)	Feuille: intensité de la pilosité (comme pour 8)	Blatt: Intensität der Behaarung (wie unter 8)	Hoja: intensidad de la pilosidad (como para el 8)		
QN (a)	weak	faible	gering	débil		3
	medium	moyenne	mittel	medio	Multimentha	5
	strong	forte	stark	fuerte	Tota 1, Toulouse	7
10. VG (*)	Leaf: intensity of green color	Feuille: intensité de la couleur verte	Blatt: Intensität der Grünfärbung	Hoja: intensidad del color verde		
QN (a)	light	claire	hell	claro	Tota 1, Toulouse	3
	medium	moyenne	mittel	medio	De Banat, Multimentha, Wysokomentolnaja	5
	dark	foncée	dunkel	oscuro	Feldioara	7

	English	français	deutsch	español	Example Varieties/ Exemples/ Beispielssorten/ Variedades ejemplo	Note/ Nota	
11.	VG	Leaf: anthocyanin coloration of veins on lower side	Feuille: pigmentation anthocyanique des veines sur la face inférieure	Blatt: Anthocyanfärbung der Adern an der Unterseite	Hoja: pigmentación antocianica de los nervios en el envés		
QN	(a)	weak	faible	gering	débil	De Banat, Tschernolistnaja	3
		medium	moyenne	mittel	medio		5
		strong	forte	stark	fuerte		7
12.	VG	Leaf: type of incisions of margin	Feuille: type d'incisions du bord	Blatt: Typ der Randeinschnitte	Hoja: tipo de incisiones del borde		
(+)							
PQ	(a)	dentate	denté	gezähnt	dentadas		1
		serrate	en dents de scie	gesägt	serradas		2
		crenate	crénelé	gekerbt	almenadas		3
		sinuate	sinué	gebuchtet	sinuosas		4
13.	VG	Leaf: depth of incisions of margin	Feuille: profondeur des incisions du bord	Blatt: Tiefe der Randeinschnitte	Hoja: profundidad de las incisiones del borde		
(+)							
QN	(a)	shallow	peu profond	flach	poco profundas	De Banat	3
		medium	moyen	mittel	medias	Multimentha	5
		deep	profond	tief	profundas	Minze A	7
14.	VG	Leaf: degree of blistering	Feuille: cloûre	Blatt: Stärke der Blasigkeit	Hoja: intensidad del abullonado		
QN	(a)	weak	faible	gering	débil	Türkische Minze	3
		medium	moyenne	mittel	medio	Kliment, Krasmodarskaja	5
		strong	forte	stark	fuerte	Feldiora, Toulouse	7

	English	français	deutsch	español	Example Varieties/ Exemples/ Beispielssorten/ Variedades ejemplo	Note/ Nota
15.	VG	Leaf: shape of apex	Feuille: forme du sommet	Blatt: Form der Spitze	Hoja: forma del ápice	
(*)						
(+)						
PQ	(a)	acute	aiguë	spitz	aguda	Multimentha 1
		obtuse	obtuse	stumpf	obtusa	2
		rounded	arrondie	abgerundet	redondeada	Toulouse 3
16.	VG	Leaf: anthocyanin coloration of margin	Feuille: pigmentation anthocyanique du bord	Blatt: Anthocyanfärbung des Randes	Hoja: pigmentación antociánica del borde	
QL	(a)	absent	absente	fehlend	ausente	Multimentha 1
		present	présente	vorhanden	presente	Tota 1, Toulouse 9
17.	VG	Inflorescence: shape	Inflorescence: forme	Blütenstand: Form	Inflorescencia: forma	
(*)						
(+)						
QL	(b)	cylindrical	cylindrique	zylinderförmig	cilíndrica	Krasnodarskaja, Todd's 1
		conical	conique	kegelförmig	cónica	Feldioara, Kliment 2
		globular	globuleuse	kugelförmig	globulosa	NR 36A, Toulouse 3
18.	MS/ VG	Inflorescence: length	Inflorescence: longueur	Blütenstand: Länge	Inflorescencia: longitud	
(*)						
(+)						
QN	(b)	short	courte	kurz	corta	Minze B, Toulouse 3
		medium	moyenne	mittel	media	Mehthola, Minze A 5
		long	longue	lang	larga	Kliment, Multimentha 7
19.	MS/ VG	Inflorescence: width (at the widest point)	Inflorescence: largeur (au point le plus large)	Blütenstand: Breite (an der breitesten Stelle)	Inflorescencia: anchura (en el punto más ancho)	
(*)						
QN	(b)	narrow	étroite	schmal	estrecha	M19, Minze B 3
		medium	moyenne	mittel	media	Sagittaire, Türkische Minze 5
		broad	large	breit	ancha	Multimentha, Toulouse 7

	English	français	deutsch	español	Example Varieties/ Exemples/ Beispielssorten/ Variedades ejemplo	Note/ Nota
20. (*)	VG	Flower: color of petals	Fleur: couleur des pétales	Blüte: Farbe der Blütenblätter	Flor: color de los pétalos	
PQ	(b)	white	blanc	weiß	blanco	Columna, Kliment 1
		pink	rose	rosa	rosa	2
		violet	violet	violett	violeta	Multimentha 3
21.	VG	Flower: anthocyanin coloration of sepals	Fleur: pigmentation anthocyanique des sépales	Blüte: Anthocyanfärbung der Kelchblätter	Flor: pigmenación antociánica de los cépalos	
QN	(b)	weak	faible	gering	débil	Multimentha 3
		medium	moyenne	mittel	media	De Banat 5
		strong	forte	groß	fuerte	Minze B 7
22. (*)	MS	Time of beginning of flowering (50% of plants with at least one open flower)	Époque de début de floraison (50% des plantes avec au moins une fleur épanouie)	Zeitpunkt des Blühbeginns (50 % der Pflanzen mit mindestens einer geöffneten Blüte)	Época de inicio de la floración (50% de las plantas con al menos una flor abierta)	
QN		early	précoce	früh	temprana	Tschernolistnaja 3
		medium	moyenne	mittel	media	Kliment, Multimentha 5
		late	tardive	spät	tardía	Krasnodarskaja, Minze B, Mitcham Kolleda 7

8. Explanations on the Table of Characteristics

8.1 *Explanations covering several characteristics*

Characteristics containing the following key in the second column of the Table of Characteristics should be examined as indicated below:

- (a) Characteristics to be observed at the beginning of flowering.
- (b) Characteristics to be observed at full flowering.

8.2 *Explanations for individual characteristics*

Ad. 1: Plant: growth habit



1
erect



3
semi-erect

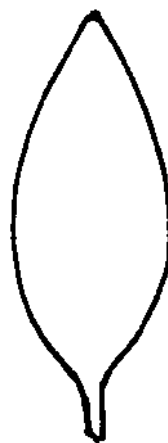


5
prostrate

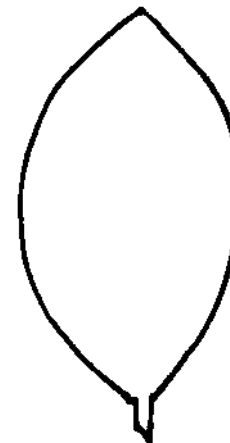
Ad. 7: Leaf blade: ratio width/length



3
small



5
medium



7
large

Ad 12: Leaf: type of incisions of margin



1
dentate



2
serrate



3
crenate



4
sinuate

Ad 13: Leaf: depth of incisions of margin



3
shallow



5
medium



7
deep

Ad. 15: Leaf: shape of apex



1
acute




2
obtuse



3
rounded

Ad. 17: Inflorescence: shape



1
cylindrical

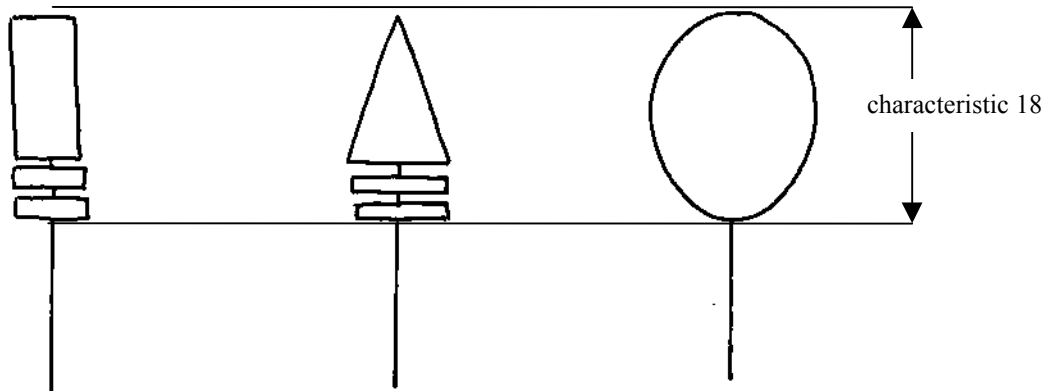


2
conical



3
globular

Ad. 18: Inflorescence: length



9. Literature

Dachler, M., Pelzmann, H., 1989: Heil- und Gewürzpflanzen, Österreichischer Bauernverlag, Wien

Gilly, G., 1997: Les plantes à parfum et huiles essentielles à Grasse. Edition L'Harmattan. Paris, FR, pp. 287-308

Heeger, E.F., 1956: Handbuch des Arznei- und Gewürzpflanzenbaues, Deutscher Bauernverlag, Berlin

Rothmaler, W., 1987: Exkursionsflora, Volk und Wissen, Volkseigener Verlag Berlin

10. Technical Questionnaire

TECHNICAL QUESTIONNAIRE	Page {x} of {y}	Reference Number:
		Application date: (not to be filled in by the applicant)
<p>TECHNICAL QUESTIONNAIRE</p> <p>to be completed in connection with an application for plant breeders' rights</p>		
<p>1. Subject of the Technical Questionnaire</p> <p>1.1 Botanical name <input type="text" value="Mentha ×piperita L."/></p> <p>1.2 Common name <input type="text" value="Peppermint"/></p>		
<p>2. Applicant</p> <p>Name <input type="text"/></p> <p>Address <input type="text"/></p> <p>Telephone No. <input type="text"/></p> <p>Fax No. <input type="text"/></p> <p>E-mail address <input type="text"/></p> <p>Breeder (if different from applicant) <input type="text"/></p>		
<p>3. Proposed denomination and breeder's reference</p> <p>Proposed denomination (if available) <input type="text"/></p> <p>Breeder's reference <input type="text"/></p>		

TECHNICAL QUESTIONNAIRE	Page {x} of {y}	Reference Number:
#4. Information on the breeding scheme and propagation of the variety		
4.1 Breeding scheme		
Variety resulting from:		
4.1.1 Crossing		
(a) controlled cross (please state parent varieties)	[]	
(b) partially known cross (please state known parent variety(ies))	[]	
(c) unknown cross	[]	
4.1.2 Mutation (please state parent variety)	[]	
4.1.3 Discovery and development (please state where and when discovered and how developed)	[]	
4.1.4 Other (please provide details)	[]	
4.2 Method of propagating the variety		
4.2.1 Vegetative propagation		
(a) cuttings	[]	
(b) <i>in vitro</i> propagation	[]	
(c) other (state method)	[]	
4.2.3 Other (please provide details)	[]	

Authorities may allow certain of this information to be provided in a confidential section of the Technical Questionnaire.

TECHNICAL QUESTIONNAIRE	Page {x} of {y}	Reference Number:	
<p>5. Characteristics of the variety to be indicated (the number in brackets refers to the corresponding characteristic in Test Guidelines; please mark the note which best corresponds).</p>			
Characteristics	Example Varieties	Note	
<p>5.1 Plant: growth habit (1)</p>			
erect	Feldioara, Tota 1, Toulouse	1[]	
semi- erect	Columna	3[]	
prostate	Mitcham Dct Bomme	5[]	
<p>5.2 Plant: height (2)</p>			
short	Toulouse	3[]	
medium	Feldioara, Krasnodarskaja	5[]	
tall	Multimentha, Todd's	7[]	
<p>5.3 Leaf blade: ratio width/length (7)</p>			
small	Multimentha	3[]	
medium		5[]	
large	De Banat, Tschernolistnaja	7[]	
<p>5.4 Leaf: hairiness (on upper side) (8)</p>			
absent	Menthola, Mitcham Wien	1[]	
present	Multimentha	9[]	
<p>5.5 Inflorescence: shape (17)</p>			
cylindrical	Krasnodarskaja, Todd's	1[]	
conical	Feldioara, Kliment	2[]	
globular	NR 36A, Toulouse	3[]	

TECHNICAL QUESTIONNAIRE	Page {x} of {y}	Reference Number:	
Characteristics	Example Varieties	Note	
5.6 Flower: color of petals (20) white pink violet	Columna, Kliment Multimentha	1[] 2[] 3[]	
5.7 Time of beginning of flowering (50% of plants with at least one open flower) (22) early medium late	Tschernolistnaja Kliment, Multimentha Krasnodarskaja, Minze B, Mitcham Kolleda	3[] 5[] 7[]	
<p>6. Similar varieties and differences from these varieties</p> <p><i>Please use the following table and box for comments to provide information on how your candidate variety differs from the variety (or varieties) which, to the best of your knowledge, is (or are) most similar. This information may help the examination authority to conduct its examination of distinctness in a more efficient way.</i></p>			
Denomination(s) of variety(ies) similar to your candidate variety	Characteristic(s) in which your candidate variety differs from the similar variety(ies)	Describe the expression of the characteristic(s) for the similar variety(ies)	Describe the expression of the characteristic(s) for your candidate variety
<i>Example</i>	<i>Plant: height</i>	<i>medium</i>	<i>tall</i>
<p>Comments:</p>			

TECHNICAL QUESTIONNAIRE	Page {x} of {y}	Reference Number:
<p>7. Additional information which may help in the examination of the variety</p> <p>7.1 In addition to the information provided in sections 5 and 6, are there any additional characteristics which may help to distinguish the variety?</p> <p>Yes [] No []</p> <p>(If yes, please provide details)</p> <p>7.2 Are there any special conditions for growing the variety or conducting the examination?</p> <p>Yes [] No []</p> <p>(If yes, please provide details)</p> <p>7.3 Other information</p> <p>A representative color photograph of the variety should accompany the Technical Questionnaire.</p>		
<p>8. Authorization for release</p> <p>(a) Does the variety require prior authorization for release under legislation concerning the protection of the environment, human and animal health?</p> <p>Yes [] No []</p> <p>(b) Has such authorization been obtained?</p> <p>Yes [] No []</p> <p>If the answer to (b) is yes, please attach a copy of the authorization.</p>		

TECHNICAL QUESTIONNAIRE	Page {x} of {y}	Reference Number:												
<p>9. Information on plant material to be examined or submitted for examination.</p> <p>9.1 The expression of a characteristic or several characteristics of a variety may be affected by factors, such as pests and disease, chemical treatment (e.g. growth retardants or pesticides), effects of tissue culture, different rootstocks, scions taken from different growth phases of a tree, etc.</p> <p>9.2 The plant material should not have undergone any treatment which would affect the expression of the characteristics of the variety, unless the competent authorities allow or request such treatment. If the plant material has undergone such treatment, full details of the treatment must be given. In this respect, please indicate below, to the best of your knowledge, if the plant material to be examined has been subjected to:</p> <table data-bbox="300 730 1414 989"><tbody><tr><td>(a) Microorganisms (e.g. virus, bacteria, phytoplasma)</td><td>Yes []</td><td>No []</td></tr><tr><td>(b) Chemical treatment (e.g. growth retardant, pesticide)</td><td>Yes []</td><td>No []</td></tr><tr><td>(c) Tissue culture</td><td>Yes []</td><td>No []</td></tr><tr><td>(d) Other factors</td><td>Yes []</td><td>No []</td></tr></tbody></table> <p>Please provide details for where you have indicated “yes”.</p> <p>.....</p>			(a) Microorganisms (e.g. virus, bacteria, phytoplasma)	Yes []	No []	(b) Chemical treatment (e.g. growth retardant, pesticide)	Yes []	No []	(c) Tissue culture	Yes []	No []	(d) Other factors	Yes []	No []
(a) Microorganisms (e.g. virus, bacteria, phytoplasma)	Yes []	No []												
(b) Chemical treatment (e.g. growth retardant, pesticide)	Yes []	No []												
(c) Tissue culture	Yes []	No []												
(d) Other factors	Yes []	No []												
<p>10. I hereby declare that, to the best of my knowledge, the information provided in this form is correct:</p> <table data-bbox="300 1318 1435 1455"><tbody><tr><td>Applicant's name</td><td colspan="2"><input type="text"/></td></tr><tr><td>Signature</td><td><input type="text"/></td><td>Date <input type="text"/></td></tr></tbody></table>			Applicant's name	<input type="text"/>		Signature	<input type="text"/>	Date <input type="text"/>						
Applicant's name	<input type="text"/>													
Signature	<input type="text"/>	Date <input type="text"/>												

[End of document]