

UPOV

TG/CHERRY-SO(proj.4)

ORIGINAL: English

DATE: 2006-02-07

INTERNATIONAL UNION FOR THE PROTECTION OF NEW VARIETIES OF PLANTS
GENEVA

DRAFT

SOUR CHERRY

UPOV Code: PRUNU_CSD

Prunus cerasus L.

DUKE CHERRY

UPOV Code: PRUNU_GON

Prunus ×gondouinii (Poit. & Turpin) Rehder

GUIDELINES

FOR THE CONDUCT OF TESTS

FOR DISTINCTNESS, UNIFORMITY AND STABILITY

prepared by experts from Hungary

*to be considered by the Technical Committee at its forty-second session,
to be held in Geneva, Switzerland, from April 3 to 5, 2006*

Alternative Names:*

<i>Botanical name</i>	<i>English</i>	<i>French</i>	<i>German</i>	<i>Spanish</i>
<i>Prunus cerasus</i> L., <i>Cerasus vulgaris</i> Mill.	Sour cherry, Tart cherry, Morello	Cerisier acide	Sauerkirsche	Cerezo ácido, Guindo
<i>Prunus ×gondouinii</i> (Poit. & Turpin) Rehder, <i>P. avium</i> × <i>P. cerasus</i>	Duke cherry	Griotte		Cerezo <i>Duke</i>

The purpose of these guidelines ("Test Guidelines") is to elaborate the principles contained in the General Introduction (document TG/1/3), and its associated TGP documents, into detailed practical guidance for the harmonized examination of distinctness, uniformity and stability (DUS) and, in particular, to identify appropriate characteristics for the examination of DUS and production of harmonized variety descriptions.

ASSOCIATED DOCUMENTS

These Test Guidelines should be read in conjunction with the General Introduction and its associated TGP documents.

* These names were correct at the time of the introduction of these Test Guidelines but may be revised or updated. [Readers are advised to consult the UPOV Code, which can be found on the UPOV Website (www.upov.int), for the latest information.]

TABLE OF CONTENTS

PAGE

1.	SUBJECT OF THESE TEST GUIDELINES.....	3
2.	MATERIAL REQUIRED	3
3.	METHOD OF EXAMINATION.....	3
3.1	Number of Growing Cycles	3
3.2	Testing Place	3
3.3	Conditions for Conducting the Examination.....	3
3.4	Test Design.....	4
3.5	Number of Plants / Parts of Plants to be Examined.....	4
3.6	Additional Tests	4
4.	ASSESSMENT OF DISTINCTNESS, UNIFORMITY AND STABILITY	4
4.1	Distinctness	4
4.1.1	<i>General Recommendations</i>	4
4.1.2	<i>Consistent Differences</i>	4
4.1.3	<i>Clear Differences</i>	4
4.2	Uniformity.....	5
4.3	Stability	5
5.	GROUPING OF VARIETIES AND ORGANIZATION OF THE GROWING TRIAL.....	5
6.	INTRODUCTION TO THE TABLE OF CHARACTERISTICS	6
6.1	Categories of Characteristics.....	6
6.1.1	<i>Standard Test Guidelines Characteristics</i>	6
6.1.2	<i>Asterisked Characteristics</i>	6
6.2	States of Expression and Corresponding Notes.....	6
6.3	Types of Expression.....	6
6.4	Example Varieties	6
6.5	Legend.....	6
7.	TABLE OF CHARACTERISTICS/TABLEAU DES CARACTÈRES/MERKMALSTABELLE/TABLA DE CARACTERES.....	7
8.	EXPLANATIONS ON THE TABLE OF CHARACTERISTICS	20
8.1	Explanations covering several characteristics	20
8.2	Explanations for individual characteristics	21
8.3	Synonym(s) of Example Varieties	27
9.	LITERATURE.....	28
10.	TECHNICAL QUESTIONNAIRE.....	29

1. Subject of these Test Guidelines

These Test Guidelines apply to all varieties of *Prunus cerasus* L. and *Prunus ×gondouinii* (Poit. & Turpin) Rehder.

2. Material Required

2.1 The competent authorities decide on the quantity and quality of the plant material required for testing the variety and when and where it is to be delivered. Applicants submitting material from a State other than that in which the testing takes place must ensure that all customs formalities and phytosanitary requirements are complied with.

2.2 The material is to be supplied in the form of one-year-old grafts, budsticks or dormant shoots for grafting.

2.3 The minimum quantity of plant material, to be supplied by the applicant, should be:

5 trees or
3 budsticks or
5 dormant shoots for grafting, sufficient to propagate 5 trees.

The rootstock to be used is specified by the competent authority.

2.4 The plant material supplied should be visibly healthy, not lacking in vigor, nor affected by any important pest or disease.

2.5 The plant material should not have undergone any treatment which would affect the expression of the characteristics of the variety, unless the competent authorities allow or request such treatment. If it has been treated, full details of the treatment must be given.

3. Method of Examination

3.1 *Number of Growing Cycles*

The minimum duration of tests should normally be two independent growing cycles. The growing cycle is considered to be the duration of a single growing season, beginning with bud burst, and concluding when the following dormant period ends with the swelling of new season buds.

3.2 *Testing Place*

Tests are normally conducted at one place. In the case of tests conducted at more than one place, guidance is provided in TGP/9 "Examining Distinctness".

3.3 *Conditions for Conducting the Examination*

The tests should be carried out under conditions ensuring satisfactory growth for the expression of the relevant characteristics of the variety and for the conduct of the examination. In particular, it is essential that the trees produce a satisfactory crop of fruit in each of the two growing cycles.

3.4 *Test Design*

3.4.1 Each test should be designed to result in a total of at least 5 trees.

3.4.2 The design of the tests should be such that plants or parts of plants may be removed for measurement or counting without prejudice to the observations which must be made up to the end of the growing cycle.

3.5 *Number of Plants / Parts of Plants to be Examined*

Unless otherwise indicated, all observations should be made on 5 plants or parts taken from each of 5 plants. In the case of parts of plants, the number to be taken from each of the plants should be 2. In particular, in the case of fruit and stone characteristics, observations should be made on 15 fruits, three taken from each of five trees.

3.6 *Additional Tests*

Additional tests, for examining relevant characteristics, may be established.

4. Assessment of Distinctness, Uniformity and Stability

4.1 *Distinctness*

4.1.1 General Recommendations

It is of particular importance for users of these Test Guidelines to consult the General Introduction prior to making decisions regarding distinctness. However, the following points are provided for elaboration or emphasis in these Test Guidelines.

4.1.2 Consistent Differences

The differences observed between varieties may be so clear that more than one growing cycle is not necessary. In addition, in some circumstances, the influence of the environment is not such that more than a single growing cycle is required to provide assurance that the differences observed between varieties are sufficiently consistent. One means of ensuring that a difference in a characteristic, observed in a growing trial, is sufficiently consistent is to examine the characteristic in at least two independent growing cycles.

4.1.3 Clear Differences

Determining whether a difference between two varieties is clear depends on many factors, and should consider, in particular, the type of expression of the characteristic being examined, i.e. whether it is expressed in a qualitative, quantitative, or pseudo-qualitative manner. Therefore, it is important that users of these Test Guidelines are familiar with the recommendations contained in the General Introduction prior to making decisions regarding distinctness.

4.2 *Uniformity*

4.2.1 It is of particular importance for users of these Test Guidelines to consult the General Introduction prior to making decisions regarding uniformity. However, the following points are provided for elaboration or emphasis in these Test Guidelines:

4.2.2 For the assessment of uniformity, a population standard of 1% and an acceptance probability of at least 95% should be applied. In the case of a sample size of 5 plants, no off-types are allowed.

4.3 *Stability*

4.3.1 In practice, it is not usual to perform tests of stability that produce results as certain as those of the testing of distinctness and uniformity. However, experience has demonstrated that, for many types of variety, when a variety has been shown to be uniform, it can also be considered to be stable.

4.3.2 Where appropriate, or in cases of doubt, stability may be tested, either by growing a further generation, or by testing a new plant stock to ensure that it exhibits the same characteristics as those shown by the previous material supplied.

5. Grouping of Varieties and Organization of the Growing Trial

5.1 The selection of varieties of common knowledge to be grown in the trial with the candidate varieties and the way in which these varieties are divided into groups to facilitate the assessment of distinctness are aided by the use of grouping characteristics.

5.2 Grouping characteristics are those in which the documented states of expression, even where produced at different locations, can be used, either individually or in combination with other such characteristics: (a) to select varieties of common knowledge that can be excluded from the growing trial used for examination of distinctness; and (b) to organize the growing trial so that similar varieties are grouped together.

5.3 The following have been agreed as useful grouping characteristics:

- (a) Fruit: size (characteristic 27);
- (b) Fruit: color of skin (characteristic 36);
- (c) Fruit: color of flesh (characteristic 37);
- (d) Fruit: color of juice (characteristic 38);
- (e) Time of beginning of flowering (characteristic 46);
- (f) Time of beginning of fruit ripening (characteristic 47).

5.4 Guidance for the use of grouping characteristics, in the process of examining distinctness, is provided through the General Introduction.

6. Introduction to the Table of Characteristics

6.1 *Categories of Characteristics*

6.1.1 Standard Test Guidelines Characteristics

Standard Test Guidelines characteristics are those which are approved by UPOV for examination of DUS and from which members of the Union can select those suitable for their particular circumstances.

6.1.2 Asterisked Characteristics

Asterisked characteristics (denoted by *) are those included in the Test Guidelines which are important for the international harmonization of variety descriptions and should always be examined for DUS and included in the variety description by all members of the Union, except when the state of expression of a preceding characteristic or regional environmental conditions render this inappropriate.

6.2 *States of Expression and Corresponding Notes*

States of expression are given for each characteristic to define the characteristic and to harmonize descriptions. Each state of expression is allocated a corresponding numerical note for ease of recording of data and for the production and exchange of the description.

6.3 *Types of Expression*

An explanation of the types of expression of characteristics (qualitative, quantitative and pseudo-qualitative) is provided in the General Introduction.

6.4 *Example Varieties*

Where appropriate, example varieties are provided to clarify the states of expression of each characteristic.

6.5 *Legend*

(*) Asterisked characteristic – see Chapter 6.1.2

QL Qualitative characteristic – see Chapter 6.3

QN Quantitative characteristic – see Chapter 6.3

PQ Pseudo-qualitative characteristic – see Chapter 6.3

(a) – (d) See Explanations on the Table of Characteristics in Chapter 8.1

(+) See Explanations on the Table of Characteristics in Chapter 8.2

7. Table of Characteristics/Tableau des caractères/Merkmalstabelle/Tabla de caracteres

	English	français	deutsch	español	Example Varieties/ Exemples/ Beispielssorten/ Variedades ejemplo	Note/ Nota
1.	Tree: vigor	Arbre: vigueur	Baum: Wuchsstärke	Árbol: vigor		
(+)						
QN (a)	very weak	très faible	sehr gering	muy débil	Demesova, Kellersis 14, Samor	1
	weak	faible	gering	débil	Gerema, Nana	3
	medium	moyenne	mittel	medio	Karneol, Montmorency	5
	strong	forte	stark	fuerte	Kántorjánosi 3, Pándy Bb. 119	7
	very strong	très forte	sehr stark	muy fuerte	Érdi nagygyümölcsű, Piramis	9
2.	Tree: habit	Arbre: port	Baum: Wuchsform	Árbol: porte		
(*)						
(+)						
PQ (a)	upright	dressé	aufrecht	erecto	Oblachinska, Piramis, Ťarina	1
	semi-upright	demi-dressé	halbaufrecht	semierecto	Safir, Újfehértói fűrtös	2
	spreading	étalé	breitwüchsig	extendido	Karneol, Montmorency, Samor	3
	drooping	retombant	überhängend	colgante	Cigánymeggy 7	4
3.	Tree: branching	Arbre: degré de ramification	Baum: Verzweigung	Árbol: ramificación		
(*)						
(+)						
QN (a)	weak	faible	gering	débil	Meteor korai, Piramis, Samor	3
	medium	moyen	mittel	media	Morsam, Pándy Bb 119	5
	strong	fort	stark	fuerte	Cigánymeggy 7, Montmorency, Safir	7

	English	français	deutsch	español	Example Varieties/ Exemples/ Beispielssorten/ Variedades ejemplo	Note/ Nota
4.	Tree: bud distribution	Arbre: répartition des bourgeons	Baum: Verteilung der Knospen	Árbol: distribución de las yemas		
(+)						
PQ	(a) along entire branch	le long de la branche entière	entlang des ganzen Zweigs	por toda la rama	Maliga emléke, Piramis	1
	only on middle and distal part of branch	seulement sur la partie médiane et distale de la branche	nur in der Mitte und am distalen Teil des Zweigs	únicamente en la parte media y en la parte distal de la rama	Érdi jubileum, Meteor, Morava	2
	only on distal part of branch	seulement sur la partie distale de la branche	nur am distalen Teil des Zweigs	únicamente en la parte distal de la rama	Cigánymeggy 7, Samor, Schattenmorelle,	3
5.	Young shoot: anthocyanin coloration of apex (during rapid growth)	Jeune rameau: pigmentation anthocyanique de l'apex (pendant la croissance rapide)	Junger Trieb: Anthocyanfärbung der Spitze (während des schnellen Wachstums)	Tallo joven: pigmentación antociánica del ápice (durante el crecimiento rápido)		
QN	absent or very weak	nulle ou très faible	fehlend oder sehr gering	ausente o muy débil	Cigánymeggy 59, Meteor	1
	weak	faible	gering	débil	Kelleriis 16, Montmorency	3
	medium	moyenne	mittel	media	Érdi bötermó, Meteor korai, Schattenmorelle	5
	strong	forte	stark	fuerte	Érdi jubileum, Fanal	7
	very strong	très forte	sehr stark	muy fuerte	Érdi nagygyümölcsű, Topas	9
6.	Young shoot: pubescence of apex (during rapid growth)	Jeune rameau: pilosité de l'apex (pendant la croissance rapide)	Junger Trieb: Behaarung der Spitze (während des schnellen Wachstums)	Tallo joven: pubescencia del ápice (durante el crecimiento rápido)		
QN	weak	faible	gering	débil	Cigánymeggy 7, Csengődi, Karneol	3
	medium	moyenne	mittel	media	Favorit, Morava	5
	strong	forte	stark	fuerte	Cigánymeggy 59	7

	English	français	deutsch	español	Example Varieties/ Exemples/ Beispielssorten/ Variedades ejemplo	Note/ Nota
7. (*) (+)	One-year-old shoot: length of internode	Rameau d'un an: longueur de l'entre-nœud	Einjähriger Trieb: Länge des Inter- nodiums	Rama de un año: longitud del entrenudo		
QL (a)	normal	normal	normal	normal	Fanal, Montmorency, Pándy 279	1
	short	court	kurz	corto		2
8.	One-year-old shoot: number of lenticels	Rameau d'un an: nombre de lenticelles	Einjähriger Trieb: Anzahl Lentizellen	Rama de un año: número de lenticelas		
QN (a)	few	petit	gering	bajo	Gerema, Kellersiis 16	3
	medium	moyen	mittel	medio	Meteor, Pándy Bb. 119	5
	many	grand	groß	alto	Maliga emléke, Meteor korai, Piramis	7
9.	Leaf blade: length	Limbe: longueur	Blattspreite: Länge	Limbo: longitud		
QN (b)	short	court	kurz	corto	Cigánymeggy C. 404, Meteor, Oblachinska	3
	medium	moyen	mittel	medio	Karneol, Kántorjánosi 3, Kellersiis 16	5
	long	long	lang	largo	Érdi bötermő, Favorit, Maliga emléke	7
10.	Leaf blade: width	Limbe: largeur	Blattspreite: Breite	Limbo: anchura		
QN (b)	narrow	étroit	schmal	estrecho	Montmorency, Schattenmorelle	3
	medium	moyen	mittel	medio	Karneol, Kellersiis 16, Pándy Bb 119	5
	broad	large	breit	ancho	Érdi bötermő, Maliga emléke	7
11. (*)	Leaf blade: ratio length/width	Limbe: rapport longueur/largeur	Blattspreite: Verhältnis Länge/Breite	Limbo: relación longitud/ anchura		
QN (b)	small	petit	klein	pequeña	Cigánymeggy 7, Kellersiis 16	3
	medium	moyen	mittel	media	Karneol, Maliga emléke	5
	large	grand	groß	grande	Favorit, Meteor korai, Oblachinska	7

	English	français	deutsch	español	Example Varieties/ Exemples/ Beispielssorten/ Variedades ejemplo	Note/ Nota
12.	Leaf blade: intensity of green color of upper side	Limbe: intensité de la couleur verte de la face supérieure	Blattspreite: Intensität der Grünfärbung der Oberseite	Limbo: intensidad del color verde del haz		
QN (b)	light	claire	hell	claro	Cigánymeggy 59, Pipacs 1	3
	medium	moyenne	mittel	medio	Karneol, Morina, Schattenmorelle	5
	dark	foncée	dunkel	oscuro	Pándy Bb. 119	7
13.	Leaf blade: glossiness	Limbe: brillance	Blattspreite: Glanz	Limbo: brillo		
QN (b)	absent or weak	nulle ou faible	fehlend oder gering	ausente o débil	Csengódi, Schattenmorelle	1
	medium	moyenne	mittel	medio	Debreceni bőtermő, Nana	2
	strong	forte	stark	fuerte	Karneol, Montmorency	3
14. (*)	Leaf: length of petiole	Feuille: longueur du pétiole	Blatt: Länge des Blattstiels	Hoja: longitud del pecíolo		
QN (b)	short	court	kurz	corto	Karneol, Kellers 16, Oblachinska	3
	medium	moyen	mittel	medio	Maliga emléke, Montmorency, Újfehértói fűrtös	5
	long	long	lang	largo	Favorit, Piramis	7
15.	Leaf: anthocyanin coloration of petiole (upper side)	Feuille: pigmentation anthocyanique du pétiole (face supérieure)	Blatt: Anthocyanfärbung des Blattstiels (Oberseite)	Hoja: pigmentación antocianica del pecíolo (haz)		
QN (b)	weak	faible	gering	débil	Gerema, Oblachinska	3
	medium	moyenne	mittel	media	Favorit	5
	strong	forte	stark	fuerte	Fanal, Montmorency, Safir	7

	English	français	deutsch	español	Example Varieties/ Exemples/ Beispielssorten/ Variedades ejemplo	Note/ Nota
16.	Leaf: ratio length of blade / length of petiole	Feuille: rapport longueur du limbe/ longueur du pétiole	Blatt: Verhältnis Länge der Blattspreite/Länge des Blattstiels	Hoja: relación entre la longitud del limbo y del pecíolo		
QN (b)	small	petit	klein	pequeña	Favorit, Pipacs 1	3
	medium	moyen	mittel	media	Montmorency, Schattenmorelle	5
	large	grand	groß	grande	Karneol, Kellersiis 16, Meteor	7
17. (*) (+)	Leaf: presence of nectaries	Feuille: présence de nectaires	Blatt: Vorhandensein von Nektarien	Hoja: presencia de nectarios		
QL	absent	absents	fehlend	ausentes	North Star, Oblachinska	1
	present	présents	vorhanden	presentes	Favorit, Piramis	9
18. (+)	Nectaries: position	Nectaires: position	Nektarien: Stellung	Nectarios: posición		
PQ	at base of leaf only	à la base de la feuille seulement	nur an der Basis des Blattes	únicamente en la base de la hoja	Karneol, Meteor	1
	both at base of leaf blade and on petiole	à la base du limbe et sur le pétiole	an der Basis der Blattspreite und am Blattstiel	en la base del limbo y en el pecíolo	Favorit, Montmorency	2
	on petiole only	sur le pétiole seulement	nur am Blattstiel	únicamente en el pecíolo	Kántorjánosi 3, Pipacs 1, Ţarina	3
19. (+)	Nectaries: color	Nectaires: couleur	Nektarien: Farbe	Nectarios: color		
PQ	greenish yellow	jaune verdâtre	grünlichgelb	amarillo verdoso	Samor	1
	orange yellow	jaune orangé	orange gelb	amarillo anaranjado	Kántorjánosi 3, Safir, Topas	2
	light red	rouge clair	hellrot	rojo claro	Cigánymeggy 7, Érdi bötermő, Oblachinska	3
	dark red	rouge foncé	dunkelrot	rojo oscuro	Meteor, Nana	4
	brownish	brunâtre	bräunlich	parduzco	Karneol, Morina	5

	English	français	deutsch	español	Example Varieties/ Exemples/ Beispielssorten/ Variedades ejemplo	Note/ Nota
20.	Stipule: attitude	Stipule: port	Nebenblatt: Haltung	Estípulas: porte		
(+)						
QN	leaning away from shoot	incliné par rapport au rameau	vom Trieb abstehend	apartadas de la rama	Kelleriis 16, Meteor, Samor	1
	adpressed to shoot	contre le rameau	am Trieb anliegend	contra la rama	Favorit, Pándy 279	2
	leaning across shoot	en travers du rameau	über den Trieb ragend	cruzando la rama	Csengódi, Pipacs 1, Piramis	3
21.	Stipule: size	Stipule: taille	Nebenblatt: Größe	Estípula: tamaño		
(+)						
QN	small	petit	klein	pequeño	Favorit, Schattenmorelle, Újfehértói fűrtös	3
	medium	moyen	mittel	medio	Debreceni bőtermő, Maliga emléke, Samor	5
	large	grand	groß	grande	Meteor korai, Morsam	7
22.	Stipule: extensions of margins	Stipule: extensions des bords	Nebenblatt: Zipfel am Rand	Estípulas: extensiones de los bordes		
(+)						
QN	absent or weak	nulles ou faibles	fehlend oder gering	ausente o débil	Oblachinska, Schattenmorelle, Újfehértói fűrtös	1
	medium	moyennes	mittel	media	Piramis, Samor	2
	strong	fortes	stark	fuerte	Csengódi, Kelleriis 16, Meteor korai	3
23.	Flower: diameter	Fleur: diamètre	Blüte: Durchmesser	Flor: diámetro		
(+)						
QN (c)	small	petit	klein	pequeño	Oblachinska, Samor	3
	medium	moyen	mittel	medio	Kelleriis 16, Montmorency, Újfehértói fűrtös	5
	large	grand	groß	grande	Érdi bőtermő, Kántorjánosi 3, Pándy Bb. 119	7

	English	français	deutsch	español	Example Varieties/ Exemples/ Beispielssorten/ Variedades ejemplo	Note/ Nota
24.	Flower: arrangement of petals	Fleur: disposition des pétales	Blüte: Anordnung der Blütenblätter	Flor: disposición de los pétalos		
(+)						
QN (c)	free	disjoints	freistehend	abierta	Kelleriis 16, Újfehértói fűrtös	1
	intermediate	intermédiaires	intermediär	intermedia	Érdi jubileum, Montmorency, Schattenmorelle	2
	overlapping	chevauchants	überlappend	solapada	Favorit, Meteor korai, Oblachinska	3
25.	Flower: shape of petal	Fleur: forme du pétale	Blüte: Form des Blütenblattes	Flor: forma del pétalo		
(+)						
PQ (c)	circular	circulaire	rund	circular	Favorit, Meteor, Oblachinska	1
	medium obovate	obovale moyen	mittel verkehrt eiförmig	oboval media	Kelleriis 16, Pipacs 1, Safir	2
	broad obovate	obovale large	breit verkehrt eiförmig	oboval amplia	Érdi bötermő, Korai pipacs, Schattenmorelle	3
26.	Flower: arrangement	Fleur: répartition	Blüte: Anordnung	Flor: disposición		
(+)						
PQ (c)	solitary	unique	einzeln	aislada	Cerella, Nabella	1
	double	double	doppelt	doble	Safir	2
	in clusters	en amas	in Büscheln	en racimos	Stevnsbear, Újfehértói fűrtös	3
	irregular	irrégulière	unregelmäßig	irregular	Schattenmorelle	4

	English	français	deutsch	español	Example Varieties/ Exemples/ Beispielssorten/ Variedades ejemplo	Note/ Nota
27. (*)	Fruit: size	Fruit: taille	Frucht: Größe	Fruto: tamaño		
QN (d)	very small	très petit	sehr klein	muy pequeño	Oblachinska, Stevnsbaer	1
	small	petit	klein	pequeño	Cigánymeggy 7, Cigánymeggy C. 404	3
	medium	moyen	mittel	medio	Érdi bötermő, Schattenmorelle	5
	large	gros	groß	grande	Favorit, Karneol, Pándy Bb. 119	7
	very large	très gros	sehr groß	muy grande	Érdi nagygyümölcsű, Piramis, Safir	9
28. (*) (+)	Fruit: shape in ventral view	Fruit: forme en vue ventrale	Frucht: Form in Bauchansicht	Fruto: forma en vista ventral		
PQ (d)	reniform	réniforme	nierenförmig	reniforme	Érdi jubileum, Pándy Bb. 119	1
	oblate	aplatis	breitrund	achatada	Montmorency, Morina	2
	circular	circulaire	rund	circular	Maliga emléke, Nana	3
	elliptic	elliptique	elliptisch	elíptica	Csengődi, Karneol, Morsam	4
29. (+)	Fruit: pistil end	Fruit: extrémité du pistil	Frucht: Form der Spitze	Fruto: extremo del pistilo		
QN (d)	pointed	pointue	zugespitzt	puntiagudo	Favorit, Morsam	1
	flat	plate	eben	plano	Korai pipacs, Samor	2
	depressed	déprimée	eingesenkt	deprimido	Cigánymeggy C. 404, Montmorency, Schattenmorelle	3

	English	français	deutsch	español	Example Varieties/ Exemples/ Beispielssorten/ Variedades ejemplo	Note/ Nota
30. (*)	Fruit: length of stalk	Fruit: longueur du pédoncule	Frucht: Länge des Stiels	Fruto: longitud del pedúnculo		
QN (d)	very short	très court	sehr kurz	muy corto	Maliga emléke, Montmorency	1
	short	court	kurz	corto	Nana, Piramis	3
	medium	moyen	mittel	medio	Morina, Pándy Bb. 119	5
	long	long	lang	largo	Favorit	7
	very long	très long	sehr lang	muy largo	Csengódi, Pipacs 1	9
31.	Fruit: thickness of stalk	Fruit: épaisseur du pédoncule	Frucht: Dicke des Stiels	Fruto: grosor del pedúnculo		
QN (d)	thin	fin	dünn	delgado	Morsam, Schattenmorelle	3
	medium	moyen	mittel	medio	Karneol, Pándy 279	5
	thick	épais	dick	grueso	Maliga emléke, Piramis	7
32. (*)	Fruit: anthocyanin coloration of stalk	Fruit: pigmentation anthocyanique du pédoncule	Frucht: Anthocyanfärbung des Stiels	Fruto: pigmentación antocianica del pedúnculo		
QL (d)	absent	absente	fehlend	ausente	Meteor korai	1
	present	présente	vorhanden	presente	Újfehértói fűrtös	9
33.	Fruit: number of bracts on stalk	Fruit: nombre de bractées sur le pédoncule	Frucht: Anzahl Brakteen am Stiel	Fruto: número de brácteas en el pedúnculo		
QN (d)	absent or few	nul ou faible	fehlend oder gering	ausente o muy bajo	Piramis, Ţarina	1
	medium	moyen	mittel	medio	Érdi bötermő, Morina,	2
	many	grand	groß	alto	Gerema, Kántorjánosi 3, Kellersiis 16	3

	English	français	deutsch	español	Example Varieties/ Exemples/ Beispielssorten/ Variedades ejemplo	Note/ Nota
34.	Fruit: size of bracts on stalk	Fruit: taille des bractées sur le pédoncule	Frucht: Größe der Brakteen am Stiel	Fruto: tamaño de las brácteas en el pedúnculo		
QN (d)	small	petites	klein	pequeño	Érdi bötermő, Maliga emléke	3
	medium	moyennes	mittel	medio	Cigánymeggy C. 404, Favorit	5
	large	grandes	groß	grande	Kántorjánosi 3, Újfehértói fűrtös	7
35.	Fruit: abscission layer between stalk and fruit	Fruit: couche d'abscission entre le pédoncule et le fruit	Frucht: Trennschicht zwischen Stiel und Frucht	Fruto: capa de abscisión entre el pedúnculo y el fruto		
QL (d)	absent	absente	fehlend	ausente	Csengődi, Meteor korai	1
	present	présente	vorhanden	presente	Karneol, Újfehértói fűrtös	9
36. (*)	Fruit: color of skin	Fruit: couleur de l'épiderme	Frucht: Farbe der Haut	Fruto: color de la epidermis		
PQ (d)	orange red	rouge orangé	orangerot	rojo anaranjado	Meteor, Pipacs 1	1
	light red	rouge clair	hellrot	rojo claro	Favorit, Montmorency	2
	medium red	rouge moyen	mittelrot	rojo medio	Pándy Bb. 119	3
	dark red	rouge foncé	dunkelrot	rojo oscuro	Cigánymeggy 7, Gerema, Nana	4
	brown red	brun-rouge	braunrot	rojo pardo	Karneol, Kellers 16, Schattenmorelle	5
	blackish	noirâtre	schwärzlich	negruzco	Érdi jubileum, North Star	6
37. (*)	Fruit: color of flesh	Fruit: couleur de la chair	Frucht: Farbe des Fleisches	Fruto: color de la pulpa		
PQ (d)	yellowish	jaunâtre	gelblich	amarillento	Montmorency, Pipacs 1	1
	pink	rose	rosa	rosa	Meteor, Pándy 279	2
	medium red	rouge moyen	mittelrot	rojo medio	Kántorjánosi 3, Karneol	3
	dark red	rouge foncé	dunkelrot	rojo oscuro	Cigánymeggy 7, Fanal	4

	English	français	deutsch	español	Example Varieties/ Exemples/ Beispielssorten/ Variedades ejemplo	Note/ Nota
38. (*)	Fruit: color of juice	Fruit: couleur du jus	Frucht: Farbe des Saftes	Fruto: color del jugo		
PQ (d)	colorless	incolore	farblos	incoloro	Montmorency	1
	light yellow	jaune clair	hellgelb	amarillo claro	Pipacs 1	2
	pink	rose	rosa	rosa	Meteor, Pándy	3
	medium red	rouge moyen	mittelrot	rojo medio	Kántorjánosi 3, Karneol	4
	dark red	rouge foncé	dunkelrot	rojo oscuro	Cigánymeggy 7, Érdi jubileum, Fanal	5
39. (*)	Fruit: firmness	Fruit: fermeté	Frucht: Festigkeit	Fruto: firmeza		
QN (d)	soft	mou	weich	blanda	Csengódi, Samor	3
	medium	moyen	mittel	media	Karneol, Pándy 279	5
	firm	ferme	fest	firme	Érdi jubileum	7
40.	Fruit: acidity	Fruit: acidité	Frucht: Säure	Fruto: acidez		
QN (d)	very low	très faible	sehr gering	muy baja	Érdi nagygyümölcsű, Meteor korai	1
	low	faible	gering	baja	Érdi bőtermő	3
	medium	moyenne	mittel	media	Impératrice Eugénie, Pándy 279	5
	high	élevée	hoch	alta	Meteor, Montmorency	7
	very high	très élevée	sehr hoch	muy alta	Cigánymeggy 7, Schattenmorelle	9
41.	Fruit: sweetness	Fruit: goût sucré	Frucht: Süße	Fruto: sabor dulce		
QN (d)	low	faible	gering	bajo	Montmorency	3
	medium	moyen	mittel	medio	Pándy 279	5
	high	élevé	hoch	alto	Érdi jubileum, Favorit, Korai pipacs	7

	English	français	deutsch	español	Example Varieties/ Exemples/ Beispielssorten/ Variedades ejemplo	Note/ Nota
42.	Fruit: juiciness	Fruit: succulence	Frucht: Saftgehalt	Fruto: jugosidad		
QN (d)	weak	faible	gering	débil	Érdi jubileum, Korai pipacs	3
	medium	moyenne	mittel	media	Maliga emléke, Pándy 279	5
	strong	élevée	hoch	fuerte	Csengödi, Favorit, Montmorency	7
43. (* (*)	Stone: size	Noyau: taille	Stein: Größe	Hueso: tamaño		
QN (d)	small	petit	klein	pequeño	Oblachinska, Stevnsbaer	3
	medium	moyen	mittel	medio	Érdi bőtermő, Schattenmorelle	5
	large	gros	groß	grande	Maliga emléke, Pándy Bb 119	7
44. (* (*) (+)	Stone: shape in ventral view	Noyau: forme en vue ventrale	Stein: Form in Bauchansicht	Hueso: forma en vista ventral		
QN (d)	narrow elliptic	elliptique étroite	schmal elliptisch	elíptica estrecha	Csengödi, Meteor	1
	broad elliptic	elliptique large	breit elliptisch	elíptica ancha	Fanal, Maliga emléke	2
	circular	circulaire	rund	circular	Érdi jubileum, Kelleriis 16	3
45. (* (*)	Fruit: ratio weight of fruit / weight of stone	Fruit: rapport poids du fruit/poids du noyau	Frucht: Verhältnis Gewicht der Frucht/Gewicht des Steins	Fruto: relación entre el peso del fruto y del hueso		
QN (d)	small	petit	klein	pequeña	Cigánymeggy 7, Érdi jubileum, Karneol	3
	medium	moyen	mittel	media	Érdi bőtermő, Schattenmorelle	5
	large	grand	groß	grande	Érdi nagygyümölcsű, Meteor, Piramis	7

	English	français	deutsch	español	Example Varieties/ Exemples/ Beispielssorten/ Variedades ejemplo	Note/ Nota
46. (* (+)	Time of beginning of flowering	Époque du début de la floraison	Zeitpunkt des Blühbeginns	Época del comienzo de la floración		
QN	very early	très précoce	sehr früh	muy temprana	Érdi bötermő	1
	early	précoce	früh	temprana	Favorit, Meteor korai	3
	medium	moyenne	mittel	media	Cigánymeggy 7, Vowi	5
	late	tardive	spät	tardía	Gerema, Kelleriis 16	7
	very late	très tardive	sehr spät	muy tardía	Schattenmorelle	9
47. (* (+)	Time of beginning of fruit ripening	Époque du début de la maturité des fruits	Zeitpunkt des Beginns der Fruchtreife	Época de comienzo de la maduración del fruto		
QN	very early	très précoce	sehr früh	muy temprana	Tarina	1
	early	précoce	früh	temprana	Meteor korai	3
	medium	moyenne	mittel	media	Érdi bötermő, Favorit	5
	late	tardive	spät	tardía	Pándy 279, Kántorjánosi 3	7
	very late	très tardive	sehr spät	muy tardía	Gerema, Vowi	9

8. Explanations on the Table of Characteristics

8.1 *Explanations covering several characteristics*

Characteristics containing the following key in the second column of the Table of Characteristics should be examined as indicated below:


- (a) Tree/One-year-old shoot: Unless otherwise stated, all observations on the tree and on the one-year-old shoot should be made during winter, on trees that have fruited at least once.
- (b) Leaf: Unless otherwise stated, all observations of the leaf should be made on the middle fully developed leaves of a spur in summer.
- (c) Flower: Unless otherwise stated, all observations on the flower should be made on fully developed flowers at the beginning of anther dehiscence.
- (d) Fruit and Stone: All observations on the fruit and stone should be made at full maturity.

8.2 *Explanations for individual characteristics*


Ad. 1: Tree: vigor

The tree vigor should be considered as the overall abundance of vegetative growth.


Ad. 2: Tree: habit




1
upright



2
semi-upright



3
spreading



4
drooping

Ad. 3: Tree: branching

Observations should be carried out on scaffold branches with the degree of branching being indicated by the density of lateral branches and shoots, excluding fruiting shoots.

Ad. 4: Tree: bud distribution

Observations should be carried out before picking time.

Ad. 7: One-year-old shoot: length of internode



1
normal



2
short

Ad. 17: Leaf: presence of nectaries

Ad. 18: Nectaries: position

Ad. 19: Nectaries: color

Observations of these characteristics should be made in summer on fully developed leaves from the middle third of a well developed current season's shoot.

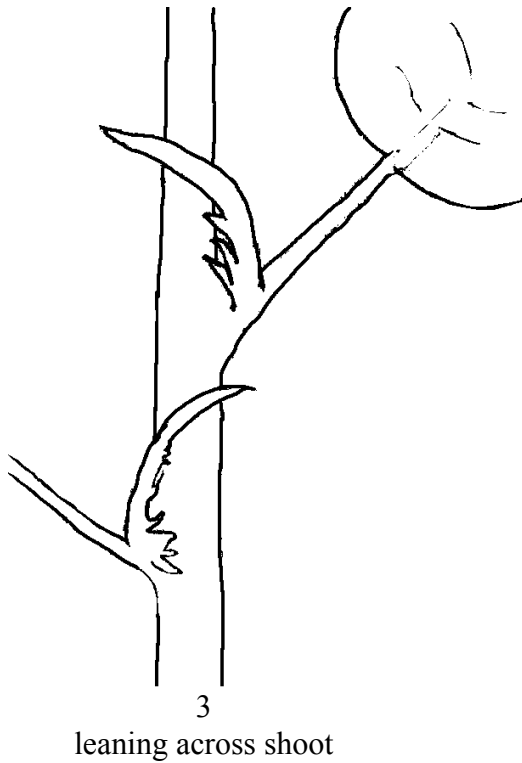
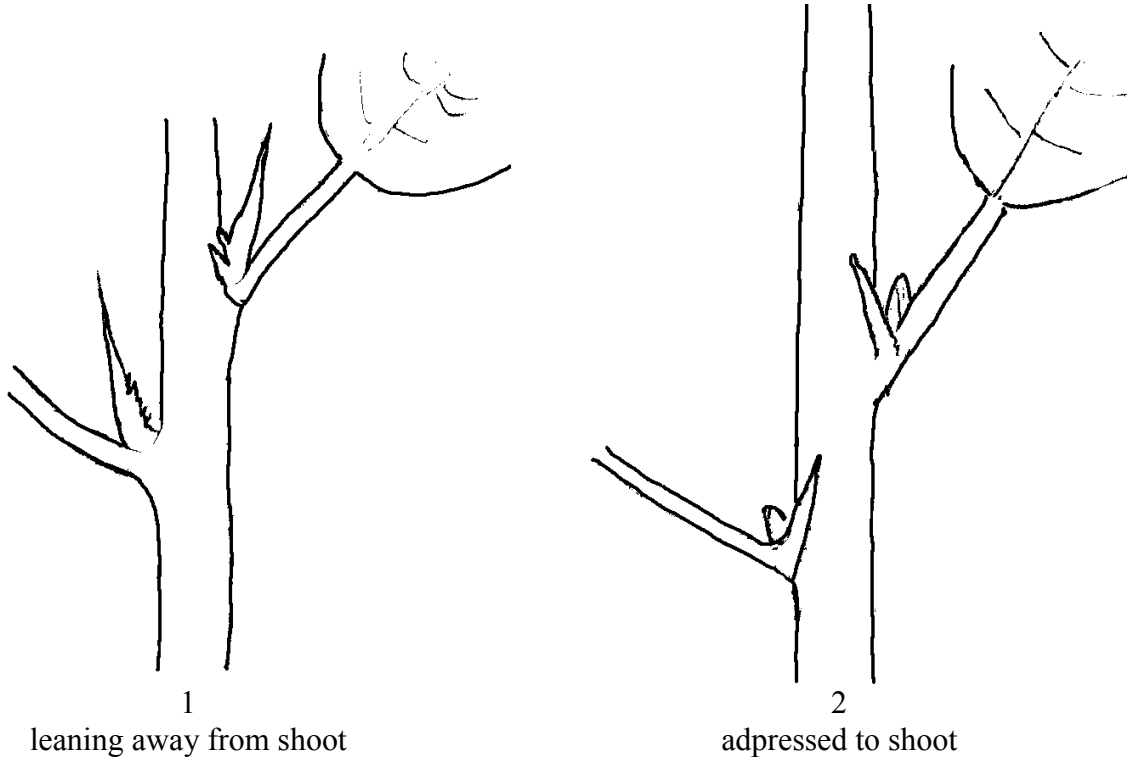
Ad. 20: Stipule: attitude

Ad. 21: Stipule: size

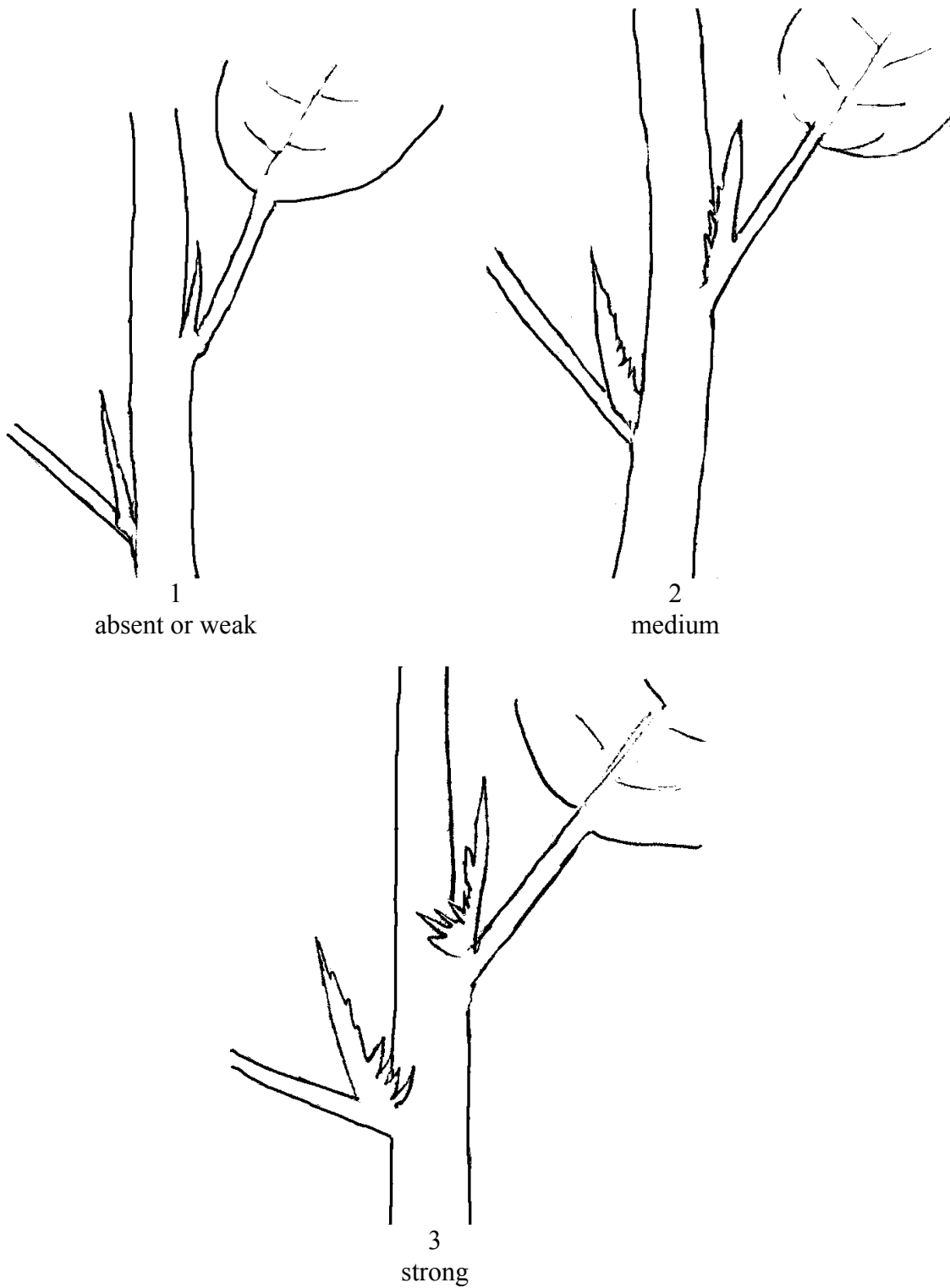
Ad. 22: Stipule: extensions of margins

All observations of stipule should be made on the fifth or sixth fully developed leaf of a long shoot, during rapid growth.

Ad. 20: Stipule: attitude




Ad. 22: Stipule: extensions of margins




Ad. 23: Flower: diameter

Observations or measurements should be carried out on completely opened flowers with petals pressed into horizontal position.


Ad. 24: Flower: arrangement of petals



1
free




2
intermediate



3
overlapping

Ad. 25: Flower: shape of petal



1
circular

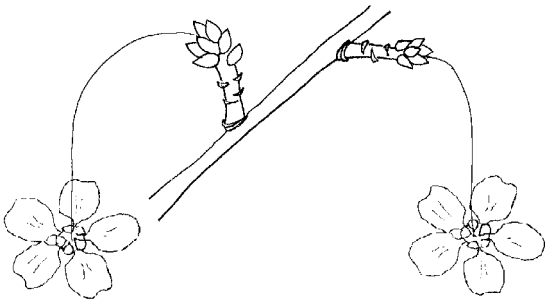


2
medium obovate

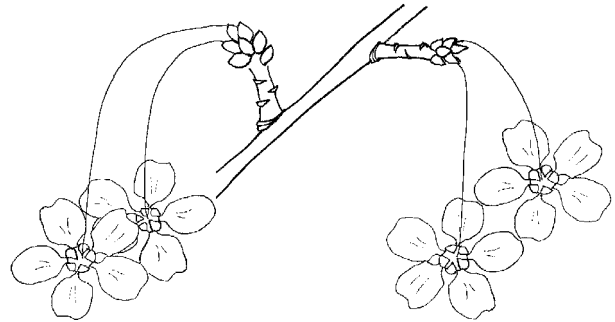


3
broad obovate

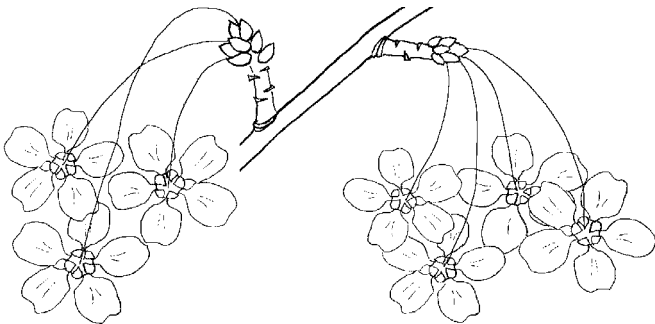
Ad. 26: Flower: arrangement




1
solitary



2
double




3
in clusters

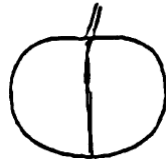


4
irregular


Ad. 28: Fruit: shape in ventral view



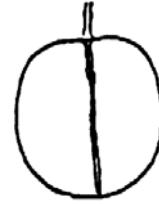
1
reniform



2
oblate




3
circular

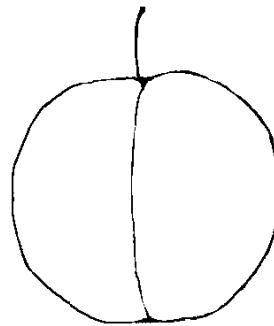


4
elliptic


Ad. 29: Fruit: pistil end



1
pointed



2
flat



3
depressed

Ad. 44: Stone: shape in ventral view



1
narrow elliptic



2
broad elliptic



3
circular

Ad. 46: Time of beginning of flowering

When 5-10% open flowers can be observed.

Ad. 47: Time of beginning of fruit ripening

When 5-10% ripe fruits can be observed. Fruit ripening should be considered as the time of eating ripeness, when the fruit can be most easily removed from the stalk.

8.3 *Synonym(s) of Example Varieties*

Example Varieties	Synonym(s)
Cigánymeggy	Zigeunerkirsche
Fanal	Heimanns Konservenweichsel
Kelleriis 16	Morellenfeuer
Schattenmorelle	Griotte du Nord, Lotovka, Latos meggy, Łutówka, Morella pozdńi

9. Literature

Albertini, A., 1980: Caratteristiche agro-bio-pomologiche e commerciali di cultivar di ciliegio acido meritevoli di attenzione. L'Informatore Agrario, 36: (40) 12407–12417 pp., IT.

Anonymous, 1997: The Brooks and Olmo register of new fruit and nut varieties. Third edition, ASHS Press, Alexandria, VA, US.

Boček, O., 1954: Pomologie. Státní Zemědělské Nakladatelství, Praha, CZ.

Bordeianu, T.; Constantinescu, N.; Stefan, N., 1965: Pomologia Republicii Populare Romîne. Vol. IV, Editura Academiei Republicii Populare Romîne, Bucuresti, RO.

Cifranič, P., Hričovský, I., Hnádzik, F., Župník, M., 1978: Pomologia. Priroda, Bratislava, SK.

Götz, G., 1970: Süß- und Sauerkirschen. Ulmer Verlag, Stuttgart, DE.

Götz, G., Silbereisen, R., 1989: Obstsorten-Atlas, Kernobst, Steinobst, Beerenobst, Schalenobst, Verlag Eugen Ulmer, Stuttgart, DE.

G. Tóth M., 1997. Gyümölcsészet (Pomology). PRIMOM, Nyíregyháza, HU.

Krümmel, H., Groh, W., Friedrich, G., 1964: Deutsche Obstsorten. Bd. 1-3. Deutscher Landwirtschaftsverlag, Berlin, DE.

Leroy, A., 1877: Dictionnaire de Pomologie, Fruits a noyau, Cerise, Tome V, 127 varietes, 280 pp., FR.

Pochyba, D., Hričovský, I., Cifranič, P., 1964: Pomologia, Slov. Vyd. Polnohosp. Lit., Bratislava, SK.

Rayman, J., Tomcsányi, P., 1964: Gyümölcsfajták zsebkönyve. Almagyümölcsűek és csonthéjasok (Pocket manual of fruit varieties 1.). Mezőgazdasági Kiadó, Budapest, HU.

Shepelskij, A. I., 1966: Novye sorta plodovykh i yagodnykh kul'tur Ukrain (New fruit varieties of Ukraine). Urozhai, Kiev, UA.

Simirenko, L. P., 1963: Pomologija. Vol. 1-3. Izd S/h. Lit. Ukr. SSR, Kiev, UA.

Sinskaya, E. N., 1949: Kulturnaya flora SSSR. XVIII. Plodovye kostochkovye (Cultivated plants of USSR. Stone fruits)". OGIZ-Sel'khozgiz, Moskva-Leningrad, RU.

Smirnov, V. F., 1972: Novye sorta kostochkovykh kul'tur, vyvedennye v SSSR (New stone fruit varieties bred in USSR). Izdatel'stvo Nauka, Moskva, RU.

Smykov, V. K., Bespechal'naya, V. V., 1974: Kostochkovye kul'tury (Stone fruits). Izdatel'stvo Kartya Moldovenyashke, Kishinev, MD

Stoichkov, J., Velkov, V., 1960: B'lgarska pomologiya (Bulgarian Pomology). Zemizdat, Sofia, BG.

Tomcsányi, P., Bödecs, L., Faluba Z., Harsányi L., Majoros L., 1979: Gyümölcsfajtáink, Gyakorlati pomológia (Practical Pomology). Mezőgazdasági Kiadó, Budapest, HU.

10. Technical Questionnaire

TECHNICAL QUESTIONNAIRE	Page (x) of {y}	Reference Number:
-------------------------	-----------------	-------------------

	Application date: (not to be filled in by the applicant)
--	---

TECHNICAL QUESTIONNAIRE
to be completed in connection with an application for plant breeders' rights

1. Subject of the Technical Questionnaire

1.1.1 Botanical Name []

1.1.2 Common Name

1.2.1 Botanical Name []

1.2.2 Common Name

2. Applicant

Name

Address

Telephone No.

Fax No.

E-mail address

Breeder (if different from applicant)

3. Proposed denomination and breeder's reference

Proposed denomination (if available)

Breeder's reference

TECHNICAL QUESTIONNAIRE	Page (x) of {y}	Reference Number:
-------------------------	-----------------	-------------------

#4. Information on the breeding scheme and propagation of the variety

4.1 Breeding scheme

Variety resulting from:

4.1.1 Crossing

(a) controlled cross []
(please state parent varieties)

(b) partially known cross []
(please state known parent variety(ies))

(c) unknown cross []

4.1.2 Mutation []
(please state parent variety)

4.1.3 Discovery and development []
(please state where and when discovered
and how developed)

4.1.4 Other []
(please provide details)

4.2 Method of propagating the variety

4.2.1 Vegetative propagation

(a) budding or grafting []
(b) other (state method) []

4.2.2 Other []
(please provide details)

Authorities may allow certain of this information to be provided in a confidential section of the Technical Questionnaire.

TECHNICAL QUESTIONNAIRE	Page (x) of {y}	Reference Number:
-------------------------	-----------------	-------------------

5. Characteristics of the variety to be indicated (the number in brackets refers to the corresponding characteristic in Test Guidelines; please mark the note which best corresponds).

Characteristics	Example Varieties	Note
5.1 Fruit: size (27)		
very small	Oblachinska, Stevnsbaer	1[]
small	Cigánymeggy 7, Cigánymeggy C. 404	3[]
medium	Érdi bőtermő, Schattenmorelle	5[]
large	Favorit, Karneol, Pándy Bb. 119	7[]
very large	Érdi nagygyümölcsű, Piramis, Safir	9[]
5.2 Fruit: color of skin (36)		
orange red	Meteor, Pipacs 1	1[]
light red	Favorit, Montmorency	2[]
medium red	Pándy Bb. 119	3[]
dark red	Cigánymeggy 7, Gerema, Nana	4[]
brown red	Karneol, Kellers 16, Schattenmorelle	5[]
blackish	Érdi jubileum, North Star	6[]
5.3 Fruit: color of flesh (37)		
yellowish	Montmorency, Pipacs 1	1[]
pink	Meteor, Pándy 279	2[]
medium red	Kántorjánosi 3, Karneol	3[]
dark red	Cigánymeggy 7, Fanal	4[]

TECHNICAL QUESTIONNAIRE	Page (x) of {y}	Reference Number:
-------------------------	-----------------	-------------------

Characteristics	Example Varieties	Note
5.4 Fruit: color of juice (38)		
colorless	Montmorency	1[]
whitish yellow	Pipacs 1	2[]
pink	Meteor, Pándy	3[]
medium red	Kántorjánosi 3, Karneol	4[]
dark red	Cigánymeggy 7, Érdi jubileum, Fanal	5[]
5.5 Time of beginning of flowering (46)		
very early	Érdi bőtermő	1[]
early	Favorit, Meteor korai	3[]
medium	Cigánymeggy 7, Vowi	5[]
late	Gerema, Kelleriis 16	7[]
very late	Schattenmorelle	9[]
5.6 Time of beginning of fruit ripening (47)		
very early	Tarina	1[]
early	Meteor korai	3[]
medium	Érdi bőtermő, Favorit	5[]
late	Pándy 279, Kántorjánosi 3	7[]
very late	Gerema, Vowi	9[]

TECHNICAL QUESTIONNAIRE	Page (x) of {y}	Reference Number:
-------------------------	-----------------	-------------------

6. Similar varieties and differences from these varieties

Please use the following table and box for comments to provide information on how your candidate variety differs from the variety (or varieties) which, to the best of your knowledge, is (or are) most similar. This information may help the examination authority to conduct its examination of distinctness in a more efficient way.

Denomination(s) of variety(ies) similar to your candidate variety	Characteristic(s) in which your candidate variety differs from the similar variety(ies)	Describe the expression of the characteristic(s) for the similar variety(ies)	Describe the expression of the characteristic(s) for your candidate variety
---	---	--	--

<i>Example</i>	<i>Fruit: size</i>	<i>small</i>	<i>medium</i>
----------------	--------------------	--------------	---------------

--	--	--	--

--	--	--	--

--	--	--	--

Comments:

TECHNICAL QUESTIONNAIRE	Page (x) of {y}	Reference Number:
-------------------------	-----------------	-------------------

#7. Additional information which may help in the examination of the variety

7.1 In addition to the information provided in sections 5 and 6, are there any additional characteristics which may help to distinguish the variety?

Yes [] No []
(If yes, please provide details)

7.2 Are there any special conditions for growing the variety or conducting the examination?

Yes [] No []
(If yes, please provide details)

7.3 Other information

A representative color photograph of the variety should accompany the Technical Questionnaire.

8. Authorization for release

(a) Does the variety require prior authorization for release under legislation concerning the protection of the environment, human and animal health?

Yes [] No []

(b) Has such authorization been obtained?

Yes [] No []

If the answer to (b) is yes, please attach a copy of the authorization.

Authorities may allow certain of this information to be provided in a confidential section of the Technical Questionnaire.

TECHNICAL QUESTIONNAIRE	Page (x) of {y}	Reference Number:
-------------------------	-----------------	-------------------

9. Information on plant material to be examined or submitted for examination

9.1 The expression of a characteristic or several characteristics of a variety may be affected by factors, such as pests and disease, chemical treatment (e.g. growth retardants or pesticides), effects of tissue culture, different rootstocks, scions taken from different growth phases of a tree, etc.

9.2 The plant material should not have undergone any treatment which would affect the expression of the characteristics of the variety, unless the competent authorities allow or request such treatment. If the plant material has undergone such treatment, full details of the treatment must be given. In this respect, please indicate below, to the best of your knowledge, if the plant material to be examined has been subjected to:

- | | | |
|---|---------|--------|
| (a) Microorganisms (e.g. virus, bacteria, phytoplasma) | Yes [] | No [] |
| (b) Chemical treatment (e.g. growth retardant, pesticide) | Yes [] | No [] |
| (c) Tissue culture | Yes [] | No [] |
| (d) Other factors | Yes [] | No [] |

Please provide details for where you have indicated “yes”.

.....

10. I hereby declare that, to the best of my knowledge, the information provided in this form is correct:

Applicant's name

Signature

Date

[End of document]