



TG/72/6(proj.3)
 ORIGINAL: English
 DATE: 2006-02-02

INTERNATIONAL UNION FOR THE PROTECTION OF NEW VARIETIES OF PLANTS
 GENEVA

DRAFT

WILLOW
 UPOV Code: SALIX
Salix L.

GUIDELINES

FOR THE CONDUCT OF TESTS

FOR DISTINCTNESS, UNIFORMITY AND STABILITY

prepared by an expert from Germany

*to be considered by the Technical Committee at its forty-second session,
 to be held in Geneva, Switzerland, from April 3 to 5, 2006*

Alternative Names:*

<i>Botanical name</i>	<i>English</i>	<i>French</i>	<i>German</i>	<i>Spanish</i>
<i>Salix</i> L.	Willow	Saule	Weide	Sauce

The purpose of these guidelines (“Test Guidelines”) is to elaborate the principles contained in the General Introduction (document TG/1/3), and its associated TGP documents, into detailed practical guidance for the harmonized examination of distinctness, uniformity and stability (DUS) and, in particular, to identify appropriate characteristics for the examination of DUS and production of harmonized variety descriptions.

ASSOCIATED DOCUMENTS

These Test Guidelines should be read in conjunction with the General Introduction and its associated TGP documents.

* These names were correct at the time of the introduction of these Test Guidelines but may be revised or updated. [Readers are advised to consult the UPOV Code, which can be found on the UPOV Website (www.upov.int), for the latest information.]

<u>TABLE OF CONTENTS</u>	<u>PAGE</u>
1. SUBJECT OF THESE TEST GUIDELINES.....	3
2. MATERIAL REQUIRED	3
3. METHOD OF EXAMINATION.....	3
3.1 Duration of Tests.....	3
3.2 Testing Place	3
3.3 Conditions for Conducting the Examination.....	3
3.4 Test Design	3
3.5 Number of Plants / Parts of Plants to be Examined.....	4
4. ASSESSMENT OF DISTINCTNESS, UNIFORMITY AND STABILITY	4
4.1 Distinctness	4
4.2 Uniformity.....	4
4.3 Stability	5
5. GROUPING OF VARIETIES AND ORGANIZATION OF THE GROWING TRIAL.....	5
6. INTRODUCTION TO THE TABLE OF CHARACTERISTICS	5
6.1 Categories of Characteristics.....	5
6.2 States of Expression and Corresponding Notes.....	6
6.3 Types of Expression.....	6
6.4 Example Varieties	6
6.5 Legend.....	6
7. TABLE OF CHARACTERISTICS	7
8. EXPLANATIONS ON THE TABLE OF CHARACTERISTICS	15
8.1 Explanations covering several characteristics	15
8.2 Explanations for individual characteristics	15
9. LITERATURE.....	17
10. TECHNICAL QUESTIONNAIRE.....	18

1. Subject of these Test Guidelines

These Test Guidelines apply to all varieties of *Salix* L. of the family *Salicaceae*.

2. Material Required

2.1 The competent authorities decide on the quantity and quality of the plant material required for testing the variety and when and where it is to be delivered. Applicants submitting material from a State other than that in which the testing takes place must ensure that all customs formalities and phytosanitary requirements are complied with.

2.2 The material is to be supplied in the form of hardwood cuttings with a diameter of at least 1 cm and a length of 20 cm, or well rooted one-year-old plants. Hardwood cuttings should be taken from one-year-old main shoots from stools.

2.3 The minimum quantity of plant material, to be supplied by the applicant, should be:

30 hardwood cuttings or 15 plants.

2.4 The plant material supplied should be visibly healthy, not lacking in vigor, nor affected by any important pest or disease.

2.5 The plant material should not have undergone any treatment which would affect the expression of the characteristics of the variety, unless the competent authorities allow or request such treatment. If it has been treated, full details of the treatment must be given.

3. Method of Examination

3.1 *Number of growing cycles*

The minimum duration of tests should normally be two independent growing cycles.

3.2 *Testing Place*

Tests are normally conducted at one place. In the case of tests conducted at more than one place, guidance is provided in TGP/9 "Examining Distinctness".

3.3 *Conditions for Conducting the Examination*

The tests should be carried out under conditions ensuring satisfactory growth for the expression of the relevant characteristics of the variety and for the conduct of the examination.

3.4 *Test Design*

3.4.1 Each test should be designed to result in a total of at least 10 plants.

3.4.2 The design of the tests should be such that plants or parts of plants may be removed for measurement or counting without prejudice to the observations which must be made up to the end of the growing cycle.

3.5 *Number of Plants / Parts of Plants to be Examined*

Unless otherwise indicated, all observations should be made on 10 plants or parts taken from each of 10 plants.

3.6 *Additional Tests*

Additional tests, for examining relevant characteristics, may be established.

4. Assessment of Distinctness, Uniformity and Stability

4.1 *Distinctness*

4.1.1 General Recommendations

It is of particular importance for users of these Test Guidelines to consult the General Introduction prior to making decisions regarding distinctness. However, the following points are provided for elaboration or emphasis in these Test Guidelines.

4.1.2 Consistent Differences

The differences observed between varieties may be so clear that more than one growing cycle is not necessary. In addition, in some circumstances, the influence of the environment is not such that more than a single growing cycle is required to provide assurance that the differences observed between varieties are sufficiently consistent. One means of ensuring that a difference in a characteristic, observed in a growing trial, is sufficiently consistent is to examine the characteristic in at least two independent growing cycles.

4.1.3 Clear Differences

Determining whether a difference between two varieties is clear depends on many factors, and should consider, in particular, the type of expression of the characteristic being examined, i.e. whether it is expressed in a qualitative, quantitative, or pseudo-qualitative manner. Therefore, it is important that users of these Test Guidelines are familiar with the recommendations contained in the General Introduction prior to making decisions regarding distinctness.

4.2 *Uniformity*

4.2.1 It is of particular importance for users of these Test Guidelines to consult the General Introduction prior to making decisions regarding uniformity. However, the following points are provided for elaboration or emphasis in these Test Guidelines:

4.2.2 For the assessment of uniformity a population standard of 1% and an acceptance probability of at least 95% should be applied. In the case of a sample size of 10 plants, 1 off-type is allowed.

4.3 *Stability*

4.3.1 In practice, it is not usual to perform tests of stability that produce results as certain as those of the testing of distinctness and uniformity. However, experience has demonstrated that, for many types of variety, when a variety has been shown to be uniform, it can also be considered to be stable.

4.3.2 Where appropriate, or in cases of doubt, stability may be tested, either by growing a further generation, or by testing a new plant stock to ensure that it exhibits the same characteristics as those shown by the previous material supplied.

5. Grouping of Varieties and Organization of the Growing Trial

5.1 The selection of varieties of common knowledge to be grown in the trial with the candidate varieties and the way in which these varieties are divided into groups to facilitate the assessment of distinctness are aided by the use of grouping characteristics.

5.2 Grouping characteristics are those in which the documented states of expression, even where produced at different locations, can be used, either individually or in combination with other such characteristics: (a) to select varieties of common knowledge that can be excluded from the growing trial used for examination of distinctness; and (b) to organize the growing trial so that similar varieties are grouped together.

5.3 The following have been agreed as useful grouping characteristics:

(a) Plant: sex (characteristic 1)

5.4 Guidance for the use of grouping characteristics, in the process of examining distinctness, is provided through the General Introduction.

6. Introduction to the Table of Characteristics

6.1 *Categories of Characteristics*

6.1.1 Standard Test Guidelines Characteristics

Standard Test Guidelines characteristics are those which are approved by UPOV for examination of DUS and from which members of the Union can select those suitable for their particular circumstances.

6.1.2 Asterisked Characteristics

Asterisked characteristics (denoted by *) are those included in the Test Guidelines which are important for the international harmonization of variety descriptions and should always be examined for DUS and included in the variety description by all members of the

Union, except when the state of expression of a preceding characteristic or regional environmental conditions render this inappropriate.

6.2 *States of Expression and Corresponding Notes*

States of expression are given for each characteristic to define the characteristic and to harmonize descriptions. Each state of expression is allocated a corresponding numerical note for ease of recording of data and for the production and exchange of the description.

6.3 *Types of Expression*

An explanation of the types of expression of characteristics (qualitative, quantitative and pseudo-qualitative) is provided in the General Introduction.

6.4 *Example Varieties*

Where appropriate, example varieties are provided to clarify the states of expression of each characteristic.

6.5 *Legend*

(*) Asterisked characteristic – see Section 6.1.2

QL Qualitative characteristic – see Section 6.3

QN Quantitative characteristic – see Section 6.3

PQ Pseudo-Qualitative characteristic – see Section 6.3

(a)-(d) See Explanations on the Table of Characteristics in Chapter 8.1

(+) See Explanations on the Table of Characteristics in Chapter 8.2

7. Table of Characteristics/Tableau des caractères/Merkmalstabelle/Tabla de caracteres

	English	français	deutsch	español	Example Varieties Exemples Beispielssorten Variedades ejemplo	Note/ Nota
1. (*)	(a) Plant: sex	Plante: sexe	Pflanze: Geschlecht	Planta: sexo		
QL	dioecious female	dioïque femelle	zweihäusig weiblich	dioico femenino	Tora	1
	dioecious male	dioïque mâle	zweihäusig männlich	dioico masculino	Björn	2
	monoecious unisexual	monoïque unisexuée	einhäusig eingeschlechtlich	monoico unisexual		3
	monoecious hermaphrodite	monoïque hermaphrodite	einhäusig zwittrig	monoico hermafrodita		4
2. (*)	(a) Plant: spring foliation	Plante: débourrement	Pflanze: Frühjahrsaustrieb	Planta: foliación en primavera		
QN	very early	très précoce	sehr früh	muy temprana	I - 3 - 58	1
	early	précoce	früh	temprana	Godesberg	3
	medium	moyen	mittel	media	Metz	5
	late	tardif	spät	tardía	F - 65 - 02	7
	very late	très tardif	sehr spät	muy tardía	Mangahn	9
3. (*)	(b) Main shoot: attitude	Pousse principale: port	Haupttrieb: Haltung	Rama principal: porte		
PQ	straight	droit	gerade	recto	Bredevoort	1
	slightly curved	légèrement flexueux	schwach gebogen	ligeramente curvado	I - 3 - 58	2
	moderately curved	modérément flexueux	mäßig gebogen	moderamente curvado	Mittlerer Inn V	3
	strongly curved	fortement flexueux	stark gebogen	muy curvado	75/64 (<i>S. fragilis</i> L.)	4
	tortuous	tortueux	gewunden	tortuoso	Tortuosa	5

	English	français	deutsch	español	Example Varieties Exemples Beispielssorten Variedades ejemplo	Note/ Nota
4.	(b) Main shoot: color in middle third (sunny side) (c)	Pousse principale: couleur au tiers moyen (face ensoleillée)	Haupttrieb: Farbe im mittleren Drittel (Sonnenseite)	Rama principal: color en el tercio medio (parte soleada)		
PQ	yellow	jaune	gelb	amarillo		1
	orange	orange	orange	naranja	Gelbe Dotterweide	2
	grey	gris	grau	gris		3
	grey green	gris vert	graugrün	verde gris		4
	light green	vert clair	hellgrün	verde claro	Graupa 34	5
	medium green	vert moyen	mittelgrün	verde medio	259/64 (<i>S. x smithiana</i> Willd.)	6
	brown green	brun vert	braungrün	marrón verdoso	I – 3 – 58	7
	grey brown	brun gris	graubraun	marrón grisáceo		8
	red brown	brun rouge	rotbraun	marrón rojizo	Altenstadt 4	9
	brown	brun	braun	marrón	Straubinger Baumweide II	10
5.	(b) Main shoot: hairiness (c)	Pousse principale: pilosité	Haupttrieb: Behaarung	Rama principal: vellosidad		
QN	absent or very weak	nulle ou très faible	fehlend oder sehr gering	ausente o muy débil	Tordis	1
	weak	faible	gering	débil		3
	medium	moyenne	mittel	media		5
	strong	forte	stark	fuerte	Osk	7
	very strong	très forte	sehr stark	muy fuerte		9

	English	français	deutsch	español	Example Varieties Exemples Beispielssorten Variedades ejemplo	Note/ Nota
6. (b) Main shoot: protrusion of lenticels (+)		Pousse principale: protubérance des lenticelles	Haupttrieb: Hervorstehen der Lentizellen	Rama principal: protuberancia de lenticelas		
QN	absent or very weak	nulle ou très faible	fehlend oder sehr gering	ausente o muy débil		1
	weak	faible	gering	débil	Olaf	3
	medium	moyenne	mittel	media		5
	strong	forte	stark	grande	Sherwood	7
	very strong	très forte	sehr stark	muy fuerte		9
7. (b) Main shoot: color of leaf bud (c)		Pousse principale: couleur du bourgeon à feuilles	Haupttrieb: Farbe der Blattknospe	Rama principal: color de la yema axilar		
PQ	light green	vert clair	hellgrün	verde claro		1
	medium green	vert moyen	mittelgrün	verde medio		2
	greenish brown	brun verdâtre	grünlichbraun	marrón verdoso	Gustaf	3
	brown	brun	braun	marrón	Björn, Orm	4
	reddish brown	brun rougeâtre	rötlichbraun	marrón rojizo	Stott 10	5
8. (b) Main shoot: hairiness of leaf bud (c)		Pousse principale: pilosité du bourgeon à feuilles	Haupttrieb: Behaarung der Blattknospe	Rama principal: vellosidad de la yema axilar		
QN	absent or very weak	nulle ou très faible	fehlend oder sehr gering	ausente o muy débil	Armando	1
	weak	faible	gering	débil	Sherwood	3
	medium	moyenne	mittel	media	Nils	5
	strong	forte	stark	fuerte	Stott 10	7
	very strong	très forte	sehr stark	muy fuerte	Osk	9

	English	français	deutsch	español	Example Varieties Exemples Beispielssorten Variedades ejemplo	Note/ Nota
9. (*) (b)	Main shoot: number of branches longer than 5 cm	Pousse principale: nombre de rameaux de plus de 5 cm de long	Haupttrieb: Anzahl der Zweige, die länger als 5 cm sind	Rama principal: número de ramas de longitud superior a 5 cm		
QN	absent or very few	nul ou très petit	fehlend oder sehr gering	ausente o muy bajo	Altenstadt 4	1
	few	petit	gering	bajo	Mittlerer Inn III	3
	medium	moyen	mittel	medio	Bredevoort	5
	many	grand	groß	alto	Belders	7
	very many	très grand	sehr groß	muy alto	I - 3 - 58	9
10. (*) (b)	Branch: angle between first 5 cm of branch and main shoot in middle third of main shoot	Rameau: angle entre les 5 premiers centimètres du rameau et la pousse principale au tiers moyen de la pousse principale	Zweig: Winkel zwischen den ersten 5 cm des Zweiges und dem Haupttrieb im mittleren Drittel des Haupttriebes	Rama: ángulo entre los primeros 5 cm de la rama y la rama principal en el tercio medio de la rama principal		
QN	very small	très petit	sehr klein	muy pequeño		1
	small	petit	klein	pequeño	Resolution	3
	medium	moyen	mittel	medio	Karin	5
	large	grand	groß	grande	Doris	7
	very large	très grand	sehr groß	muy grande		9
11. (*) (b)	Branch: attitude	Rameau: port	Zweig: Haltung	Rama: porte		
PQ	curved up	incurvé vers le haut	aufwärts gebogen	curvada hacia arriba	Orm	1
	straight	droit	gerade	recta	Olaf	2
	drooping	retombant	überhängend	colgante	Pendula	3
	first curved down, then curved up	incurvé vers le bas, puis vers le haut	erst abwärts, dann aufwärts gebogen	curvada primero hacia abajo y luego hacia arriba		4

	English	français	deutsch	español	Example Varieties Exemples Beispielssorten Variedades ejemplo	Note/ Nota
12. (b)	Branch: color (sunny side)	Rameau: couleur (face ensoleillée)	Zweig: Farbe (Sonnenseite)	Rama: color (parte soleada)		
PQ	yellow green	vert jaune	gelbgrün	verde amarillento		1
	grey green	gris vert	graugrün	verde-gris	Unn	2
	green	vert	grün	verde		3
	grey brown	brun gris	graubraun	marrón grisáceo	Stott 10	4
	red brown	brun rouge	rotbraun	marrón rojizo	Boberg	5
	brown	brun	braun	marrón	Karin	6
13. (*) (d)	Leaf blade: length of midrib	Limbe: longueur de la nervure principale	Blattspreite: Länge der Mittelrippe	Limbo: longitud del nervio central		
QN	very short	très courte	sehr kurz	muy pequeño	Armando	1
	short	courte	kurz	pequeño	Vidi	3
	medium	moyenne	mittel	medio	Doris	5
	long	longue	lang	grande	A. Parfitt	7
	very long	très longue	sehr lang	muy grande		9
14. (*) (d)	Leaf blade: width	Limbe: largeur	Blattspreite: Breite	Limbo: anchura		
QN	very narrow	très étroit	sehr schmal	muy estrecho	Armando	1
	narrow	étroit	schmal	estrecho	Karin	3
	medium	moyen	mittel	medio	A. Parfitt	5
	broad	large	breit	ancho	Vidi	7
	very broad	très large	sehr breit	muy ancho		9
15. (d)	Leaf blade: position of maximum width	Limbe: position de la largeur maximale	Blattspreite: Position der maximalen Breite	Limbo: posición de la anchura máxima		
QN	below middle	en dessous du milieu	unterhalb der Mitte	debajo de la mitad	Karin	1
	approximately at middle	à peu près au milieu	etwa in der Mitte	aproximadamente en la mitad	Vidi	2
	above middle	au-dessus du milieu	oberhalb der Mitte	encima de la mitad	Pendula	3

	English	français	deutsch	español	Example Varieties Exemples Beispielssorten Variedades ejemplo	Note/ Nota
16. (d) (*) (+)	Leaf blade: shape of base	Limbe: forme de la base	Blattspreite: Form der Basis	Limbo: forma de la base		
PQ	acuminate	acuminée	zugespitzt	acuminada		1
	acute	aiguë	spitz	aguda	Prinzeninsel Plön	2
	rounded	arrondie	abgerundet	redondeada	Super White	3
	obtuse	obtuse	rundlich keilförmig	obtusa		4
	truncate	tronquée	gerade	truncada		5
	cordate	cordiforme	herzförmig	cordiforme	SHS	6
17. (d)	Leaf blade: color of upper side	Limbe: couleur de la face supérieure	Blattspreite: Farbe der Oberseite	Limbo: color del haz		
PQ	yellow green	vert jaune	gelbgrün	verde amarillento	Gold Leaf	1
	light green	vert clair	hellgrün	verde claro		2
	medium green	vert moyen	mittelgrün	verde medio	Flamingo, Hild	3
	dark green	vert foncé	dunkelgrün	verde oscuro		4
	grey green	gris vert	graugrün	verde-gris		5
	blue green	bleu vert	blaugrün	verde azulado		6
	red green	vert rouge	rotgrün	verde rojizo		7
18. (d)	Leaf blade: hairiness of upper side	Limbe: pilosité de la face supérieure	Blattspreite: Behaarung der Oberseite	Limbo: vellosidad del haz		
QN	absent or very weak	nulle ou très faible	fehlend oder sehr gering	ausente o muy débil	Flamingo	1
	weak	faible	gering	débil	Aud	3
	medium	moyenne	mittel	media	Hild	5
	strong	forte	stark	fuerte		7
	very strong	très forte	sehr stark	muy fuerte		9

	English	français	deutsch	español	Example Varieties Exemples Beispielsorten Variedades ejemplo	Note/ Nota
19. (d)	Leaf blade: hairiness of <u>lower</u> side	Limbe: pilosité de la face <u>inférieure</u>	Blattspreite: Behaarung der <u>Unterseite</u>	Limbo: vellosidad del <u>envés</u>		
QN	absent or very weak	nulle ou très faible	fehlend oder sehr gering	ausente o muy débil		1
	weak	faible	gering	débil	Flamingo	3
	medium	moyenne	mittel	media		5
	strong	forte	stark	fuerte		7
	very strong	très forte	sehr stark	muy fuerte	Ivar, Sherwood	9
20. (d) (*)	Petiole: length	Pétiole: longueur	Blattstiel: Länge	Pecíolo: longitud		
QN	very short	très court	sehr kurz	muy corto		1
	short	court	kurz	corto	F-65-02	3
	medium	moyen	mittel	medio	Garonne 47	5
	long	long	lang	largo	259/64 (<i>S. x smithiana</i> Willd.)	7
	very long	très long	sehr lang	muy largo		9
21. (d)	Petiole: color of upper side	Pétiole: couleur de la face supérieure	Blattstiel: Farbe der Oberseite	Pecíolo: color del haz		
PQ	yellow green	vert jaune	gelbgrün	verde amarillento		1
	green	vert	grün	verde		2
	red green	vert rouge	rotgrün	verde rojizo		3
	violet green	vert violet	violettgrün	verde violeta	F-65-02, Garonne 47	4
22. (d)	Stipule: length	Stipule: longueur	Nebenblatt: Länge	Estípula: longitud		
QN	very short	très court	sehr kurz	muy corta		1
	short	court	kurz	corta	259/64 (<i>S. x smithiana</i> Willd.)	3
	medium	moyen	mittel	media	Super White	5
	long	long	lang	larga	Mangahn	7
	very long	très long	sehr lang	muy larga	Jodis	9

English	français	deutsch	español	Example Varieties Exemples Beispielssorten Variedades ejemplo	Note/ Nota
23. (d) Stipule: type	Stipule: type	Nebenblatt: Typ	Estípula: tipo		
(+)					
PQ type 1	type 1	Typ 1	tipo 1		1
type 2	type 2	Typ 2	tipo 2		2
type 3	type 3	Typ 3	tipo 3		3

8. Explanations on the Table of Characteristics

8.1 *Explanations covering several characteristics*

Characteristics containing the following key in the second column of the Table of Characteristics should be examined as indicated below:

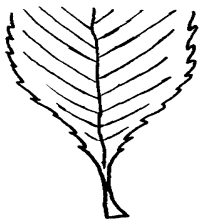
- (a) Observations on the plant sex and spring foliation should be made at beginning of growth after winter dormancy.
- (b) All observations on the main shoot and the branches should be made in autumn.
- (c) Hairiness and color of the main shoot and the leaf bud should be observed at 20 cm from the tip of the main shoot.
- (d) All observations on the leaf should be made in the middle of the growing period on leaves of the middle third of the main shoot.

8.2 *Explanations for individual characteristics*

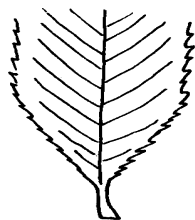
Ad. 6: Main shoot: protrusion of lenticel

To be observed in the middle third of the main shoot.

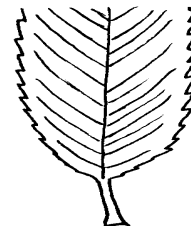
Ad. 16: Leaf blade: shape of base



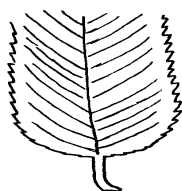
1
acuminate



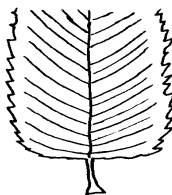
2
acute




3
rounded



4
obtuse



5
truncate



6
cordate

Ad. 23: Stipule: type



type 1



type 2



type 3

9. Literature

Newsholme, Christopher: Willows, the genus Salix, London, B. T. Batsford Ltd., Great Britain, 1992

Schiechtel, H. M.: Weiden in der Praxis, Patzer Verlag, Hannover, 1992

10. Technical Questionnaire

TECHNICAL QUESTIONNAIRE	Page {x} of {y}	Reference Number:
-------------------------	-----------------	-------------------

	Application date: (not to be filled in by the applicant)
--	---

TECHNICAL QUESTIONNAIRE
to be completed in connection with an application for plant breeders' rights

1. Subject of the Technical Questionnaire

1.1 Botanical Name	<input type="text" value="Salix L."/>
1.2 Common Name	<input type="text" value="Willow"/>
1.3 Species (please complete)	<input type="text"/>

2. Applicant

Name	<input type="text"/>
Address	<input type="text"/>
Telephone No.	<input type="text"/>
Fax No.	<input type="text"/>
E-mail address	<input type="text"/>
Breeder (if different from applicant)	<input type="text"/>

3. Proposed denomination and breeder's reference

Proposed denomination (if available)	<input type="text"/>
Breeder's reference	<input type="text"/>

TECHNICAL QUESTIONNAIRE	Page {x} of {y}	Reference Number:
-------------------------	-----------------	-------------------

4. Information on the breeding scheme and propagation of the variety

4.1 Breeding Scheme

Variety resulting from:

4.1.1 Crossing

(a) controlled cross []
(please state parent varieties)

(b) partially known cross []
(please state known parent variety(ies))

(c) unknown cross []

4.1.2 Mutation []
(please state parent variety)

4.1.3 Discovery and development []
(please state where and when discovered and
how developed)

4.1.4 Other []
(please provide details)

4.2 Method of propagating the variety

(a) cuttings []

(b) *in vitro* propagation []

(c) other (state method) []

TECHNICAL QUESTIONNAIRE	Page {x} of {y}	Reference Number:
-------------------------	-----------------	-------------------

5. Characteristics of the variety to be indicated (the number in brackets refers to the corresponding characteristic in Test Guidelines; please mark the note which best corresponds).

Characteristics	Example Varieties	Note
5.1 Plant: sex		
(1)		
dioecious female	Tora	1[]
dioecious male	Björn	2[]
monoecious unisexual		3[]
monoecious hermaphrodite		4[]
5.2 Plant: spring foliation		
(2)		
very early	I - 3 - 58	1[]
early	Godesberg	3[]
medium	Metz	5[]
late	F - 65 - 02	7[]
very late	Mangahn	9[]

TECHNICAL QUESTIONNAIRE	Page {x} of {y}	Reference Number:
-------------------------	-----------------	-------------------

6. Similar varieties and differences from these varieties

Please use the following table and box for comments to provide information on how your candidate variety differs from the variety (or varieties) which, to the best of your knowledge, is (or are) most similar. This information may help the examination authority to conduct its examination of distinctness in a more efficient way.

Denomination(s) of variety(ies) similar to your candidate variety	Characteristic(s) in which your candidate variety differs from the similar variety(ies)	Describe the expression of the characteristic(s) for the similar variety(ies)	Describe the expression of the characteristic(s) for your candidate variety
<i>Example</i>	<i>Plant: spring foliation</i>	<i>medium</i>	<i>early</i>

--

--

<p>Comments:</p>

TECHNICAL QUESTIONNAIRE	Page {x} of {y}	Reference Number:
-------------------------	-----------------	-------------------

#7. Additional information which may help in the examination of the variety

7.1 In addition to the information provided in sections 5 and 6, are there any additional characteristics which may help to distinguish the variety?

Yes [] No []

(If yes, please provide details)

7.2 Are there any special conditions for growing the variety or conducting the examination?

Yes [] No []

(If yes, please provide details)

7.3 Main use

(a) ornamental plant []

(b) biomass production []

7.4 Other information

A representative color photograph of the variety should accompany the Technical Questionnaire.

Authorities may allow certain of this information to be provided in a confidential section of the Technical Questionnaire.

TECHNICAL QUESTIONNAIRE	Page {x} of {y}	Reference Number:
-------------------------	-----------------	-------------------

8. Authorization for release

(a) Does the variety require prior authorization for release under legislation concerning the protection of the environment, human and animal health?

Yes [] No []

(b) Has such authorization been obtained?

Yes [] No []

If the answer to (b) is yes, please attach a copy of the authorization.

9. Information on plant material to be examined or submitted for examination.

9.1 The expression of a characteristic or several characteristics of a variety may be affected by factors, such as pests and disease, chemical treatment (e.g. growth retardants or pesticides), effects of tissue culture, different rootstocks, scions taken from different growth phases of a tree, etc.

9.2 The plant material should not have undergone any treatment which would affect the expression of the characteristics of the variety, unless the competent authorities allow or request such treatment. If the plant material has undergone such treatment, full details of the treatment must be given. In this respect, please indicate below, to the best of your knowledge, if the plant material to be examined has been subjected to:

- | | | |
|---|---------|--------|
| (a) Microorganisms (e.g. virus, bacteria, phytoplasma) | Yes [] | No [] |
| (b) Chemical treatment (e.g. growth retardant, pesticide) | Yes [] | No [] |
| (c) Tissue culture | Yes [] | No [] |
| (d) Other factors | Yes [] | No [] |

Please provide details for where you have indicated "yes".

.....

TECHNICAL QUESTIONNAIRE	Page {x} of {y}	Reference Number:
-------------------------	-----------------	-------------------

10. I hereby declare that, to the best of my knowledge, the information provided in this form is correct:

Applicant's name

Signature

Date

[End of document]